

REBU
KOZIJNEN
Maken het verschil.



CATALOGUS
BUITENDEUREN

INHOUDSOPGAVE

| | |
|----------------------------|------------|
| BUITENDEUREN | 06 |
| DEURPANEELN | 08 |
| PANEELVULLING | 10 |
| BEPLATING | 11 |
| ONTWERPEN VOOR DEURPANEELN | 14 |
| GLAZEN PANEELN | 86 |
| RELIËFPANEELN | 96 |
| PVC MODELDEUREN | 108 |
| DEURDREMPELS | 132 |
| DEURACCESSOIRES | 134 |
| BESCHIKBARE KLEUREN | 140 |





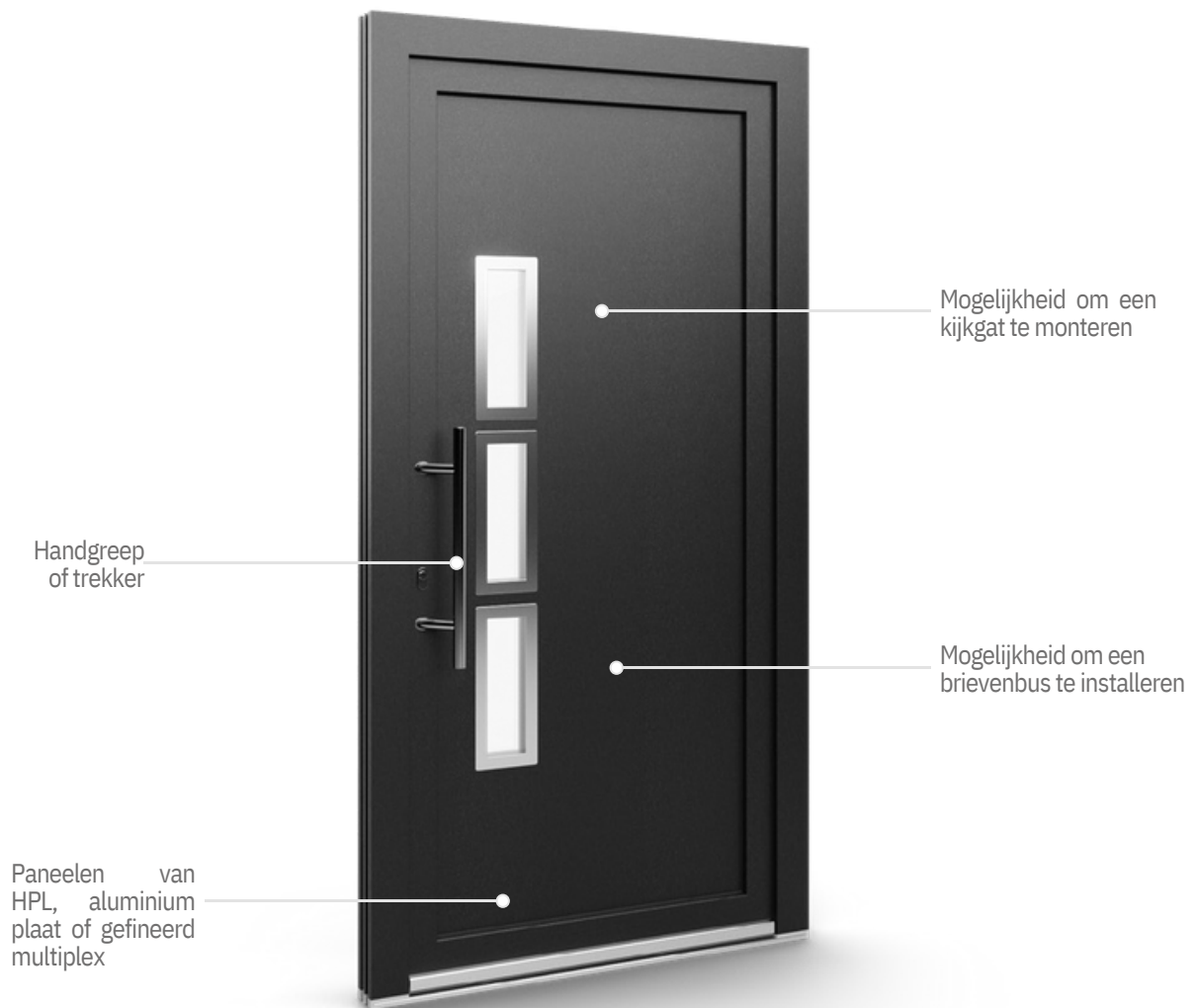
TOEGANGSDEUREN

U kunt kiezen uit een breed scala aan ontwerpen. Moderne technologieën die tijdens de productie worden gebruikt, garanderen een hoge weerstand tegen externe omstandigheden. En gemakkelijk schoon te maken. We bieden ook de mogelijkheid om deuren te maken volgens je eigen ontwerp, we stellen je de beste constructieoplossingen voor.



DeurPaneelen

Deuren uit de Eko, Alu en Wood lijnen zijn de meest populaire, universele oplossingen, gekozen door de grootste groep klanten. We bieden een breed scala aan ontwerpen. We stellen klanten in staat om hun eigen ontwerpen te creëren, die we vervolgens voor hen realiseren. De gebruikte materialen en productietechnieken garanderen duurzaamheid en onderhoudsgemak. Beglazing kan in de deuren worden verwerkt.



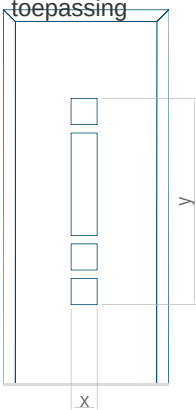
EkoLine

AluLine

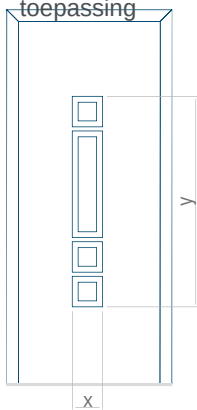
WoodLine



Ontwerp
zonder RVS-
toepassing



Ontwerp met
RVS-
toepassing



x, y - patroonafmeting in mm



Beschikbare
kleuropties:

- Aluplast
- Salamander
- Gealan
- RAL
- Teknos



Paneelvullingen beschikbaar:

- composiet + geëxtrudeerd polystyreen XPS
- schuim
- multiplex + geëxtrudeerd polystyreen XPS



Materialen die kunnen
worden gebruikt om
deuren te maken:

- PVC
- Aluminium (ALU)
- Hout (WOOD)

Paneelvulling

Klanten kunnen kiezen uit Paneelen met drie soorten vulling: polyurethaanschuim, multiplex of geëxtrudeerd polystyreen XPS. Ze kunnen elk 24, 36 of 48 mm dik zijn. Afhankelijk van de voorkeuren en technische eisen van de klant worden de Paneelen gemaakt van HPL of aluminium plaat. We fineren de HPL platen en lakken de plaat. Voor houten deuren bieden we Paneelen met een dikte van 24, 34 en 46 mm.

HPL - EkoLine
Aluminium - AluLine
Samengesteld

Geëxtrudeerd polystyreen XPS



24 | 36 | 48 mm

EkoLine
AluLine

HPL - EkoLine
Aluminium - AluLine
Schuim



24 | 36 | 48 mm

EkoLine
AluLine

HPL - EkoLine
Aluminium - AluLine
Multiplex
Geëxtrudeerd polystyreen XPS



24 | 36 | 48 mm

EkoLine
AluLine

Gefineerd multiplex
Schuim



24 | 34 | 46 mm

WoodLine

Deurbeglazing

De beglazing in de deurpaneelen is standaard van mat glas. In Paneelen met een dikte van 24 mm gebruiken we veiligheidsglas aan de buitenkant. In Paneelen van 36 en 48 mm dik is de beglazing aan beide zijden gemaakt van veiligheidsglas.

24 mm paneel



buitenzijde (veiligheidsglas)
VSG 33.1 ONE MAT
Woodline - 4 ESG MAT
zijglas binnen 4 mat

36 mm paneel



buitenzijde (veiligheidsglas) VSG
33.1 ONE MAT
binnenzijde (veiligheidsglas) VSG
33.1 MAT

48 mm paneel



buitenzijde (veiligheidsglas) VSG
33.1 ONE MAT
floatglas 4 mm
binnenzijde (veiligheidsglas)
VSG 33.1 MAT

Veiligheidsglas

Veiligheidsbeglazing wordt gemaakt door het glas te coaten met speciale polyvinylfolies.-butyral. Als het glas breekt, blijven de glasresten aan de folie vastzitten (VSG-glas). Gehard veiligheidsglas is beter bestand tegen versplintering en temperatuurschommelingen (ESG-glas). Gebroken glas van dit type breekt in kleine stukjes met stompe randen, waardoor het risico op verwondingen afneemt.



Sierbeglazing

Wij bieden een breed assortiment motiefglas, gemaakt van helder glas en sierglas in de meest populaire designs. Sierglas is geschikt voor woningen, kantoren, winkels, hotels en restaurants. Het biedt privacy en fleurt het interieur op.



Clear



Mirastar



Parsol Bruin



Altdeutsch Wit



Altdeutsch Bruin



Chinchila Wit



Parsol Grijs



Parsol Groen



Stopsol Bruin



Chinchila Bruin



Crepit Wit



Delta Wit matt



Stopsol classic Grijs



Stopsol Supersilver Clear



Planibel Dark Grijs



Satinovo Mate



Delta Wit



Delta Bruin



Flutes Wit matt



Kathedraal Wit



Master-Ligne



Master-Carre



Master-Point



Monumental M



Kura Wit



Niagara Wit



Niagara Wit matt



Partially sandblasted



Stadip 33.1 PVB Mat



Kura Bruin




Silvit Wit



Silvit Bruin



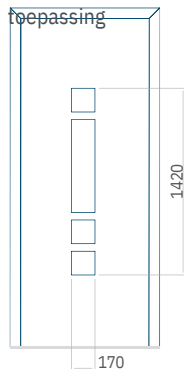
Waterdrop




Paneel 01



Ontwerp
zonder RVS-
toepassing



Ontwerp met
RVS-toepassing

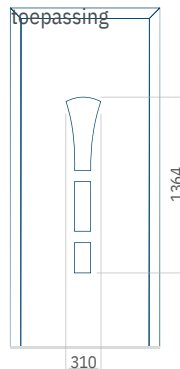


| Minimale paneelafmeting | Maximale afmeting van paneel |
|-------------------------|------------------------------|
| PVC: 370x1650 | PVC: 900x2150 |
| ALU: 370x1650 | ALU: 1100x2300 |
| WOOD: 370x1650 | WOOD: 840x2240 |

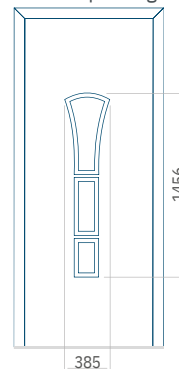
Paneel 02



Ontwerp
zonder RVS-
toepassing



Ontwerp met
RVS-toepassing

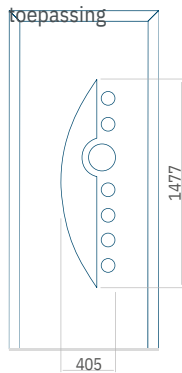


| Minimale paneelafmeting | Maximale afmeting van paneel |
|-------------------------|------------------------------|
| PVC: 570x1650 | PVC: 900x2150 |
| ALU: 570x1650 | ALU: 1100x2300 |
| WOOD: 570x1650 | WOOD: 840x2240 |


Paneel03



Ontwerp
zonder RVS-
toepassing



Ontwerp met
RVS-toepassing

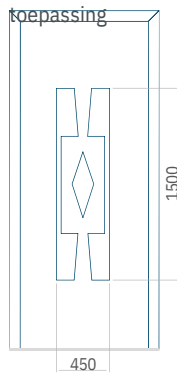


| Minimale paneelafmeting | PVC: | Maximale afmeting van paneel PVC: |
|-------------------------|------|-----------------------------------|
| 570x1750 | | 900x2150 |
| ALU: 570x1750 | | ALU:1100x2300 |
| WOOD: 570x1750 | | WOOD: 840x2240 |

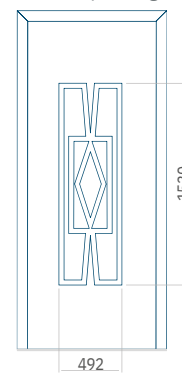
Paneel04



Ontwerp
zonder RVS-
toepassing



Ontwerp met
RVS-toepassing

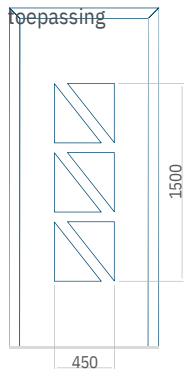


| Minimale paneelafmeting | PVC: | Maximale afmeting van paneel PVC: |
|-------------------------|------|-----------------------------------|
| 590x1650 | | 900x2150 |
| ALU: 590x1650 | | ALU:1100x2300 |
| WOOD: 590x1650 | | WOOD: 840x2240 |

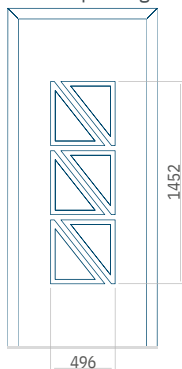
Paneel05



Ontwerp
zonder RVS-
toepassing



Ontwerp met
RVS-toepassing

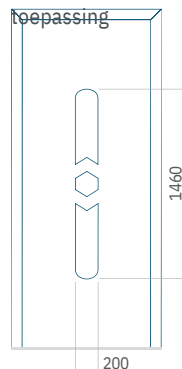


| Minimale paneelafmeting | Maximale afmeting van |
|-------------------------|-----------------------|
| PVC: 590x1650 | paneel PVC: 900x2150 |
| ALU: 590x1650 | ALU: 1100x2300 |
| WOOD: 590x1650 | WOOD: 840x2240 |

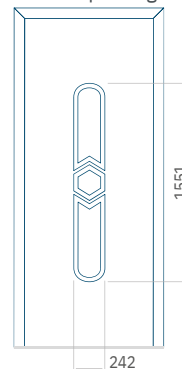
Paneel06



Ontwerp
zonder RVS-
toepassing



Ontwerp met
RVS-toepassing

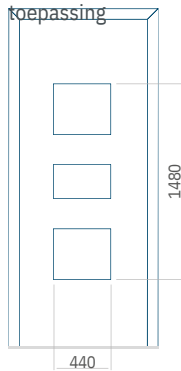


| Minimale paneelafmeting | Maximale afmeting van |
|-------------------------|-----------------------|
| PVC: 370x1650 | paneel PVC: 900x2150 |
| ALU: 370x1650 | ALU: 1100x2300 |
| WOOD: 370x1650 | WOOD: 840x2240 |


Paneel07



Ontwerp
zonder RVS-
toepassing



Ontwerp met
RVS-toepassing

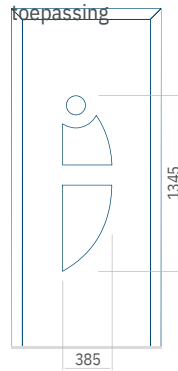


| Minimale paneelafmeting | Maximale afmeting van |
|-------------------------|-----------------------|
| PVC: 570x1650 | paneel PVC: 900x2150 |
| ALU: 570x1650 | ALU:1100x2300 |
| WOOD: 570x1650 | WOOD: 840x2240 |

Paneel08



Ontwerp
zonder RVS-
toepassing



Ontwerp met
RVS-toepassing

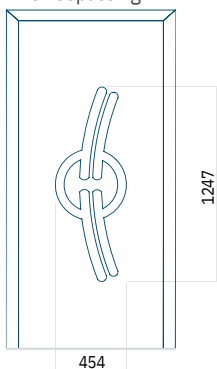


| Minimale paneelafmeting | Maximale afmeting van |
|-------------------------|-----------------------|
| PVC: 570x1650 | paneel PVC: 900x2150 |
| ALU: 570x1650 | ALU:1100x2300 |
| WOOD: 570x1650 | WOOD: 840x2240 |

Paneel09



Ontwerp zonder
RVS-toepassing



Ontwerp met
RVS-toepassing

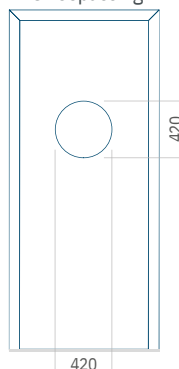


| | | |
|-------------------------|------|-----------------------------------|
| Minimale paneelafmeting | PVC: | Maximale afmeting van paneel PVC: |
| 570x1650 | | 900x2150 |
| ALU: | | ALU:1100x2300 |
| 570x1650 | | WOOD: 840x2240 |
| WOOD: | | WOOD: 570x1650 |


Paneel10



Ontwerp zonder
RVS-toepassing



Ontwerp met
RVS-toepassing

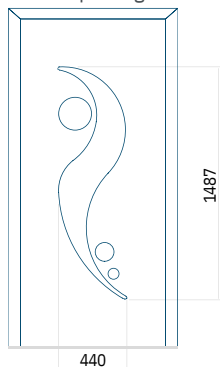


| | | |
|-------------------------|------|-----------------------------------|
| Minimale paneelafmeting | PVC: | Maximale afmeting van paneel PVC: |
| 570x1650 | | 900x2150 |
| ALU: | | ALU:1100x2300 |
| 570x1650 | | WOOD: 840x2240 |
| WOOD: | | WOOD: 570x1650 |

Paneel11



Ontwerp zonder RVS-toepassing



Ontwerp met RVS-toepassing



| | | |
|-------------------------|------|--|
| Minimale paneelafmeting | PVC: | Maximale afmeting van paneel PVC: 900x2150 |
| 570x1650 | | ALU:1100x2300 |
| ALU: 570x1650 | | WOOD: 840x2240 |
| WOOD: 570x1650 | | |

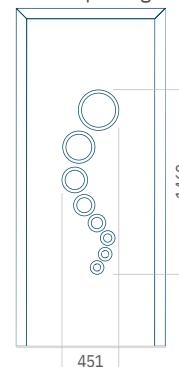
Paneel12



Ontwerp zonder RVS-toepassing



Ontwerp met RVS-toepassing

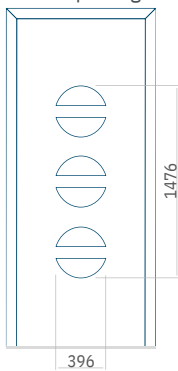


| | | |
|-------------------------|------|--|
| Minimale paneelafmeting | PVC: | Maximale afmeting van paneel PVC: 900x2150 |
| 570x1650 | | ALU:1100x2300 |
| ALU: 570x1650 | | WOOD: 840x2240 |
| WOOD: 570x1650 | | |


Paneel13



Ontwerp zonder RVS-toepassing



Ontwerp met RVS-toepassing




| Minimale paneelafmeting | Maximale afmeting van |
|-------------------------|-----------------------|
| PVC: 570x1650 | paneel PVC: 900x2150 |
| ALU: 570x1650 | ALU: 1100x2300 |
| WOOD: 570x1650 | WOOD: 840x2240 |

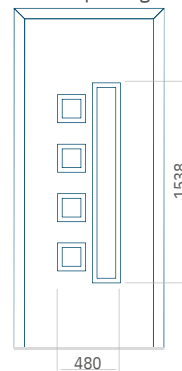
Paneel14



Ontwerp zonder RVS-toepassing



Ontwerp met RVS-toepassing




| Minimale paneelafmeting | Maximale afmeting van |
|-------------------------|-----------------------|
| PVC: 570x1650 | paneel PVC: 900x2150 |
| ALU: 570x1650 | ALU: 1100x2300 |
| WOOD: 570x1650 | WOOD: 840x2240 |


Paneel15



Ontwerp zonder
RVS-toepassing



Ontwerp met
RVS-toepassing

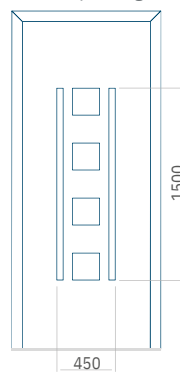


| Minimale paneelafmeting | Maximale afmeting van |
|-------------------------|-----------------------|
| PVC: 570x1650 | paneel PVC: 900x2150 |
| ALU: 570x1650 | ALU: 1100x2300 |
| WOOD: 570x1650 | WOOD: 840x2240 |

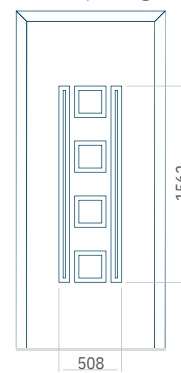
Paneel16



Ontwerp zonder
RVS-toepassing



Ontwerp met
RVS-toepassing

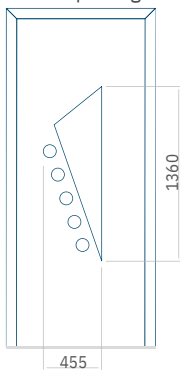


| Minimale paneelafmeting | Maximale afmeting van |
|-------------------------|-----------------------|
| PVC: 600x1650 | paneel PVC: 900x2150 |
| ALU: 600x1650 | ALU: 1100x2300 |
| WOOD: 600x1650 | WOOD: 840x2240 |

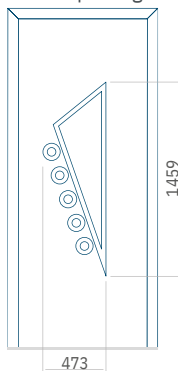
Paneel17



Ontwerp zonder RVS-toepassing



Ontwerp met RVS-toepassing

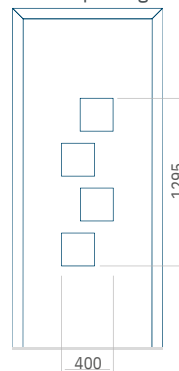


| Minimale paneelafmeting | PVC: | Maximale afmeting van paneel PVC: |
|-------------------------|----------|-----------------------------------|
| 570x1650 | | 900x2150 |
| ALU: | 570x1650 | 1100x2300 |
| WOOD: | 570x1650 | 840x2240 |

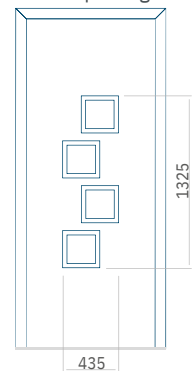
Paneel18



Ontwerp zonder RVS-toepassing



Ontwerp met RVS-toepassing

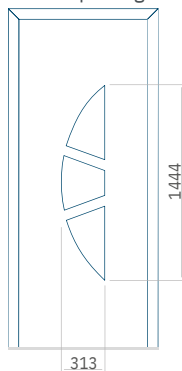


| Minimale paneelafmeting | PVC: | Maximale afmeting van paneel PVC: |
|-------------------------|----------|-----------------------------------|
| 570x1650 | | 900x2150 |
| ALU: | 570x1650 | 1100x2300 |
| WOOD: | 570x1650 | 840x2240 |


Paneel19



Ontwerp zonder
RVS-toepassing



Ontwerp met
RVS-toepassing




| Minimale paneelafmeting | Maximale afmeting van |
|-------------------------|-----------------------|
| PVC: 570x1750 | paneel PVC: 900x2150 |
| ALU: 570x1750 | ALU: 1100x2300 |
| WOOD: 570x1750 | WOOD: 840x2240 |

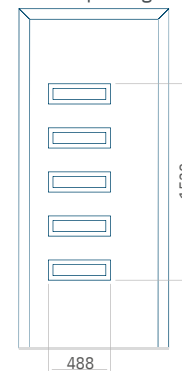
Paneel20



Ontwerp zonder
RVS-toepassing



Ontwerp met
RVS-toepassing




| Minimale paneelafmeting | Maximale afmeting van |
|-------------------------|-----------------------|
| PVC: 660x1650 | paneel PVC: 900x2150 |
| ALU: 660x1650 | ALU: 1100x2300 |
| WOOD: 660x1650 | WOOD: 840x2240 |


Paneel21



Ontwerp zonder
RVS-toepassing



Ontwerp met
RVS-toepassing




| Minimale paneelafmeting | PVC: | Maximale afmeting van paneel | PVC: |
|-------------------------|----------|------------------------------|------|
| 570x1650 | | 900x2150 | |
| ALU: | 570x1650 | 1100x2300 | |
| WOOD: | 570x1650 | 840x2240 | |

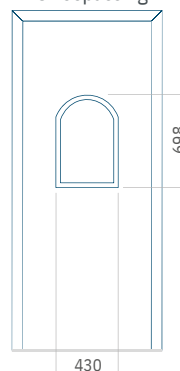
Paneel22



Ontwerp zonder
RVS-toepassing



Ontwerp met
RVS-toepassing

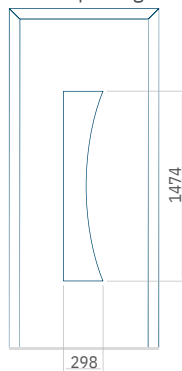


| Minimale paneelafmeting | PVC: | Maximale afmeting van paneel | PVC: |
|-------------------------|----------|------------------------------|------|
| 570x1650 | | 900x2150 | |
| ALU: | 570x1650 | 1100x2300 | |
| WOOD: | 570x1650 | 840x2240 | |


Paneel23



Ontwerp zonder
RVS-toepassing



Ontwerp met
RVS-toepassing




| Minimale paneelafmeting | Maximale afmeting van |
|-------------------------|-----------------------|
| PVC: 570x1650 | paneel PVC: 900x2150 |
| ALU: 570x1650 | ALU: 1100x2300 |
| WOOD: 570x1650 | WOOD: 840x2240 |

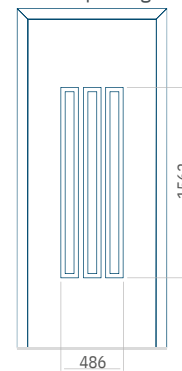
Paneel24



Ontwerp zonder
RVS-toepassing



Ontwerp met
RVS-toepassing




| Minimale paneelafmeting | Maximale afmeting van |
|-------------------------|-----------------------|
| PVC: 590x1650 | paneel PVC: 900x2150 |
| ALU: 590x1650 | ALU: 1100x2300 |
| WOOD: 590x1650 | WOOD: 840x2240 |


Paneel25



Ontwerp zonder RVS-toepassing



Ontwerp met RVS-toepassing




| Minimale paneelafmeting | PVC: | Maximale afmeting van paneel PVC: |
|-------------------------|------|-----------------------------------|
| 380x1650 | | 900x2150 |
| ALU: | | 1100x2300 |
| WOOD: | | 840x2240 |
| 380x1650 | | |

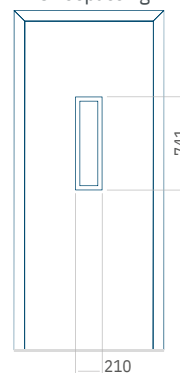
Paneel26



Ontwerp zonder RVS-toepassing



Ontwerp met RVS-toepassing

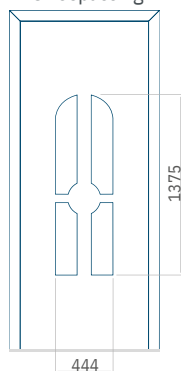


| Minimale paneelafmeting | PVC: | Maximale afmeting van paneel PVC: |
|-------------------------|------|-----------------------------------|
| 370x1650 | | 900x2150 |
| ALU: | | 1100x2300 |
| WOOD: | | 840x2240 |
| 370x1650 | | |


Paneel27



Ontwerp zonder
RVS-toepassing



Ontwerp met
RVS-toepassing




| Minimale paneelafmeting | PVC: | Maximale afmeting van paneel | ALU: | WOOD: |
|-------------------------|------|------------------------------|-----------|----------------|
| 600x1650 | | 900x2150 | 1100x2300 | 840x2240 |
| ALU: 600x1650 | | | | WOOD: 840x2240 |
| WOOD: 600x1650 | | | | |

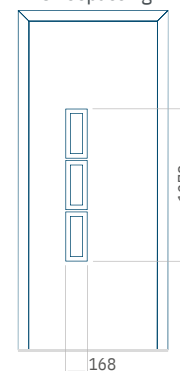
Paneel28



Ontwerp zonder
RVS-toepassing



Ontwerp met
RVS-toepassing



| Minimale paneelafmeting | PVC: | Maximale afmeting van paneel | ALU: | WOOD: |
|-------------------------|------|------------------------------|-----------|----------------|
| 410x1650 | | 900x2150 | 1100x2300 | 840x2240 |
| ALU: 410x1650 | | | | WOOD: 840x2240 |
| WOOD: 410x1650 | | | | |

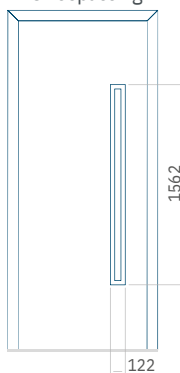
Paneel29



Ontwerp zonder
RVS-toepassing



Ontwerp met
RVS-toepassing

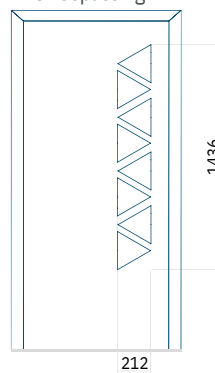


| Minimale paneelafmeting | PVC: | Maximale afmeting van paneel | PVC: |
|-------------------------|------|------------------------------|------|
| 410x1650 | | 900x2150 | |
| ALU: 410x1650 | | ALU:1100x2300 | |
| WOOD: 410x1650 | | WOOD: 840x2240 | |

Paneel30



Ontwerp zonder
RVS-toepassing



Ontwerp met
RVS-toepassing

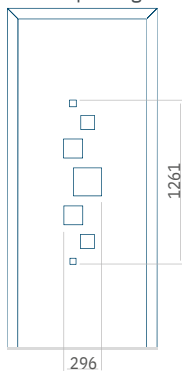


| Minimale paneelafmeting | PVC: | Maximale afmeting van paneel | PVC: |
|-------------------------|------|------------------------------|------|
| 420x1650 | | 900x2150 | |
| ALU: 420x1650 | | ALU:1100x2300 | |
| WOOD: 420x1650 | | WOOD: 840x2240 | |

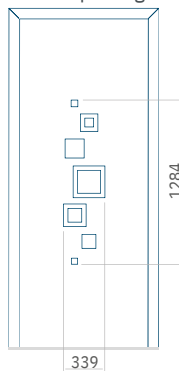
Paneel31



Ontwerp zonder
RVS-toepassing



Ontwerp met
RVS-toepassing

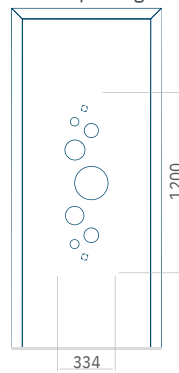


| | | |
|-------------------------|------|-----------------------------------|
| Minimale paneelafmeting | PVC: | Maximale afmeting van paneel PVC: |
| 570x1650 | | 900x2150 |
| ALU: | | ALU:1100x2300 |
| 570x1650 | | WOOD: 840x2240 |
| WOOD: | | WOOD: 840x2240 |
| 570x1650 | | |

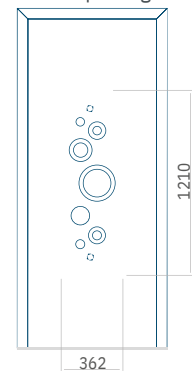
Paneel32



Ontwerp zonder
RVS-toepassing



Ontwerp met
RVS-toepassing

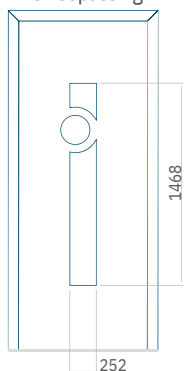


| | | |
|-------------------------|------|-----------------------------------|
| Minimale paneelafmeting | PVC: | Maximale afmeting van paneel PVC: |
| 570x1650 | | 900x2150 |
| ALU: | | ALU:1100x2300 |
| 570x1650 | | WOOD: 840x2240 |
| WOOD: | | WOOD: 840x2240 |
| 570x1650 | | |

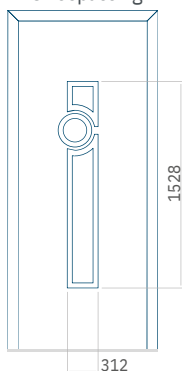
Paneel33



Ontwerp zonder RVS-toepassing



Ontwerp met RVS-toepassing

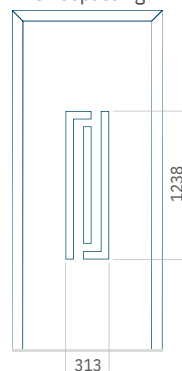


| Minimale paneelafmeting | Maximale afmeting van |
|-------------------------|-----------------------|
| PVC: 570x1650 | paneel PVC: 900x2150 |
| ALU: 570x1650 | ALU: 1100x2300 |
| WOOD: 570x1650 | WOOD: 840x2240 |

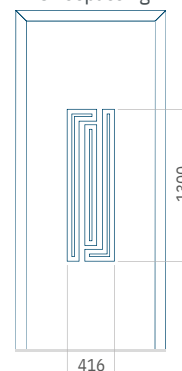
Paneel34



Ontwerp zonder RVS-toepassing



Ontwerp met RVS-toepassing

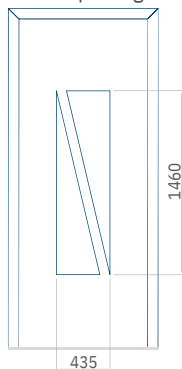


| Minimale paneelafmeting | Maximale afmeting van |
|-------------------------|-----------------------|
| PVC: 570x1650 | paneel PVC: 900x2150 |
| ALU: 570x1650 | ALU: 1100x2300 |
| WOOD: 570x1650 | WOOD: 840x2240 |

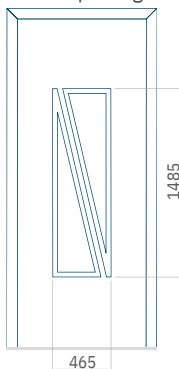
Paneel35



Ontwerp zonder
RVS-toepassing



Ontwerp met
RVS-toepassing




| Minimale paneelafmeting | PVC: | Maximale afmeting van paneel PVC: |
|-------------------------|------|-----------------------------------|
| 570x1650 | | 900x2150 |
| ALU: 570x1650 | | ALU:1100x2300 |
| WOOD: 570x1650 | | WOOD: 840x2240 |

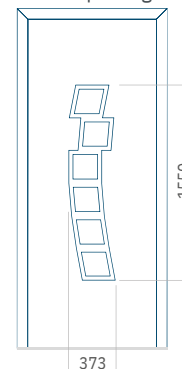
Paneel36



Ontwerp zonder
RVS-toepassing



Ontwerp met
RVS-toepassing

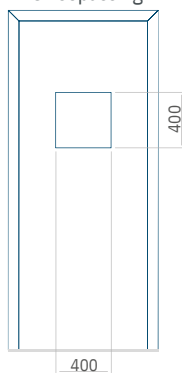


| Minimale paneelafmeting | PVC: | Maximale afmeting van paneel PVC: |
|-------------------------|------|-----------------------------------|
| 570x1650 | | 900x2150 |
| ALU: 570x1650 | | ALU:1100x2300 |
| WOOD: 570x1650 | | WOOD: 840x2240 |

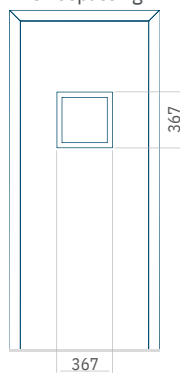
Paneel37



Ontwerp zonder RVS-toepassing



Ontwerp met RVS-toepassing

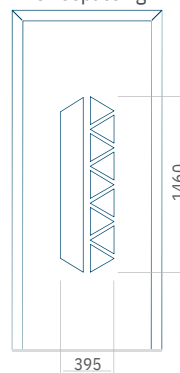


| Minimale paneelafmeting | Maximale afmeting van |
|-------------------------|-----------------------|
| PVC: 570x1650 | paneel PVC: 900x2150 |
| ALU: 570x1650 | ALU: 1100x2300 |
| WOOD: 570x1650 | WOOD: 840x2240 |

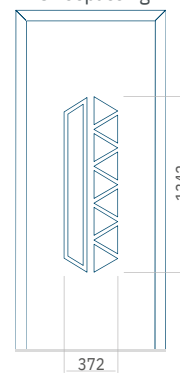
Paneel38



Ontwerp zonder RVS-toepassing



Ontwerp met RVS-toepassing

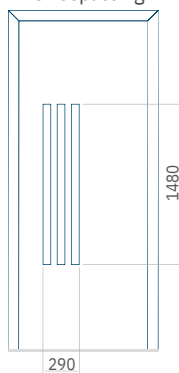


| Minimale paneelafmeting | Maximale afmeting van |
|-------------------------|-----------------------|
| PVC: 570x1650 | paneel PVC: 900x2150 |
| ALU: 570x1650 | ALU: 1100x2300 |
| WOOD: 570x1650 | WOOD: 840x2240 |

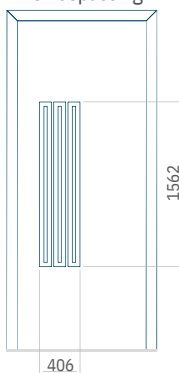
Paneel39



Ontwerp zonder
RVS-toepassing



Ontwerp met
RVS-toepassing

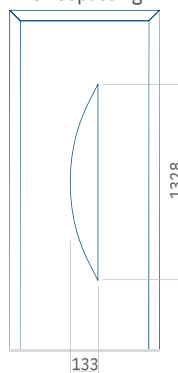


| Minimale paneelafmeting | Maximale afmeting van |
|-------------------------|-----------------------|
| PVC: 600x1650 | paneel PVC: 900x2150 |
| ALU: 600x1650 | ALU: 1100x2300 |
| WOOD: 600x1650 | WOOD: 840x2240 |

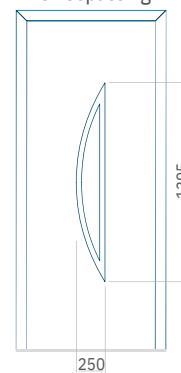
Paneel40



Ontwerp zonder
RVS-toepassing



Ontwerp met
RVS-toepassing




| Minimale paneelafmeting | Maximale afmeting van |
|-------------------------|-----------------------|
| PVC: 370x1650 | paneel PVC: 900x2150 |
| ALU: 370x1650 | ALU: 1100x2300 |
| WOOD: 370x1650 | WOOD: 840x2240 |


Paneel41



Ontwerp zonder
RVS-toepassing



Ontwerp met
RVS-toepassing

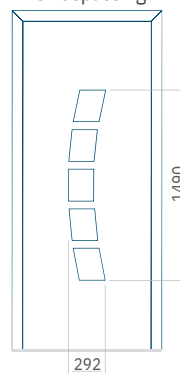


| Minimale paneelafmeting | PVC: | Maximale afmeting van paneel PVC: |
|-------------------------|------|-----------------------------------|
| 570x1650 | | 900x2150 |
| ALU: 570x1650 | | ALU:1100x2300 |
| WOOD: 570x1650 | | WOOD: 840x2240 |

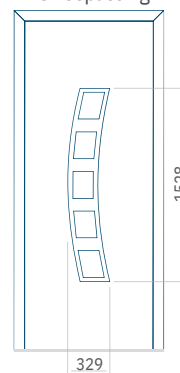
Paneel42



Ontwerp zonder
RVS-toepassing



Ontwerp met
RVS-toepassing




| Minimale paneelafmeting | PVC: | Maximale afmeting van paneel PVC: |
|-------------------------|------|-----------------------------------|
| 570x1650 | | 900x2150 |
| ALU: 570x1650 | | ALU:1100x2300 |
| WOOD: 570x1650 | | WOOD: 840x2240 |


Paneel43



Ontwerp zonder
RVS-toepassing



Ontwerp met
RVS-toepassing




| Minimale paneelafmeting | PVC: | Maximale afmeting van paneel | ALU: | WOOD: |
|-------------------------|------|------------------------------|-----------|----------------|
| 580x1750 | | 900x2150 | 1100x2300 | 840x2240 |
| ALU: 580x1750 | | | | WOOD: 840x2240 |
| WOOD: 580x1750 | | | | |


Paneel44



Ontwerp zonder
RVS-toepassing



Ontwerp met
RVS-toepassing

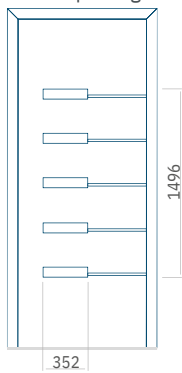


| Minimale paneelafmeting | PVC: | Maximale afmeting van paneel | ALU: | WOOD: |
|-------------------------|------|------------------------------|-----------|----------------|
| 570x1650 | | 900x2150 | 1100x2300 | 840x2240 |
| ALU: 570x1650 | | | | WOOD: 840x2240 |
| WOOD: 570x1650 | | | | |

Paneel45



Ontwerp zonder RVS-toepassing



Ontwerp met RVS-toepassing




| Minimale paneelafmeting | PVC: | Maximale afmeting van paneel PVC: |
|-------------------------|------|-----------------------------------|
| 600x1650 | | 900x2150 |
| ALU: | | 1100x2300 |
| WOOD: | | 840x2240 |
| 600x1650 | | |


Paneel46



Ontwerp zonder RVS-toepassing



Ontwerp met RVS-toepassing

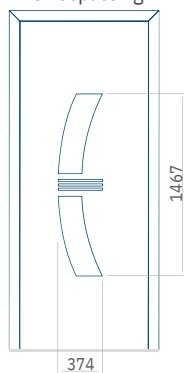


| Minimale paneelafmeting | PVC: | Maximale afmeting van paneel PVC: |
|-------------------------|------|-----------------------------------|
| 570x1650 | | 900x2150 |
| ALU: | | 1100x2300 |
| WOOD: | | 840x2240 |
| 570x1650 | | |

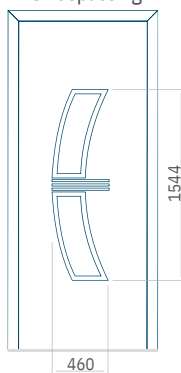
Paneel47



Ontwerp zonder
RVS-toepassing



Ontwerp met
RVS-toepassing

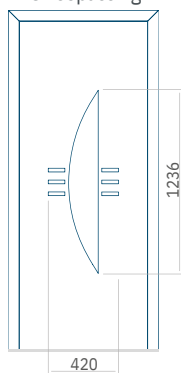


| Minimale paneelafmeting | PVC: | Maximale afmeting van paneel |
|-------------------------|------|------------------------------|
| 570x1650 | | PVC: 900x2150 |
| ALU: 570x1650 | | ALU: 1100x2300 |
| WOOD: 570x1650 | | WOOD: 840x2240 |

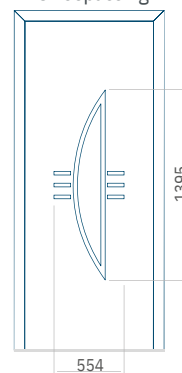
Paneel48



Ontwerp zonder
RVS-toepassing



Ontwerp met
RVS-toepassing

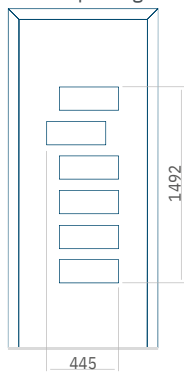


| Minimale paneelafmeting | PVC: | Maximale afmeting van paneel |
|-------------------------|------|------------------------------|
| 640x1650 | | PVC: 900x2150 |
| ALU: 640x1650 | | ALU: 1100x2300 |
| WOOD: 640x1650 | | WOOD: 840x2240 |

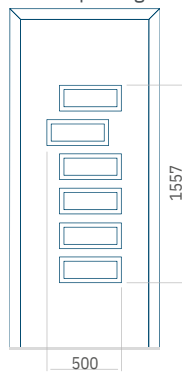
Paneel49



Ontwerp zonder RVS-toepassing



Ontwerp met RVS-toepassing



| Minimale paneelafmeting | PVC: | Maximale afmeting van paneel PVC: |
|-------------------------|------|-----------------------------------|
| 590x1650 | | 900x2150 |
| ALU: | | 1100x2300 |
| WOOD: | | 840x2240 |
| 590x1650 | | |

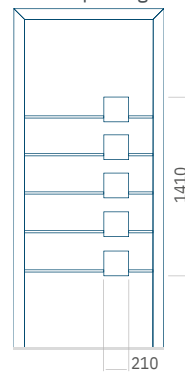
Paneel50



Ontwerp zonder RVS-toepassing



Ontwerp met RVS-toepassing




| Minimale paneelafmeting | PVC: | Maximale afmeting van paneel PVC: |
|-------------------------|------|-----------------------------------|
| 450x1650 | | 900x2150 |
| ALU: | | 1100x2300 |
| WOOD: | | 840x2240 |
| 450x1650 | | |


Paneel51



Ontwerp zonder
RVS-toepassing



Ontwerp met
RVS-toepassing

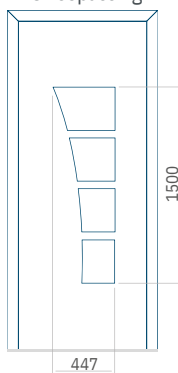


| Minimale paneelafmeting | Maximale afmeting van |
|-------------------------|-----------------------|
| PVC: 570x1650 | paneel PVC: 900x2150 |
| ALU: 570x1650 | ALU: 1100x2300 |
| WOOD: 570x1650 | WOOD: 840x2240 |


Paneel52



Ontwerp zonder
RVS-toepassing



Ontwerp met
RVS-toepassing

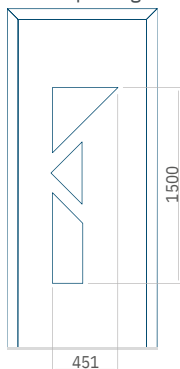


| Minimale paneelafmeting | Maximale afmeting van |
|-------------------------|-----------------------|
| PVC: 620x1650 | paneel PVC: 900x2150 |
| ALU: 620x1650 | ALU: 1100x2300 |
| WOOD: 620x1650 | WOOD: 840x2240 |

Paneel53



Ontwerp zonder RVS-toepassing



Ontwerp met RVS-toepassing




| Minimale paneelafmeting | Maximale afmeting van |
|-------------------------|-----------------------|
| PVC: 640x1650 | paneel PVC: 900x2150 |
| ALU: 640x1650 | ALU: 1100x2300 |
| WOOD: 640x1650 | WOOD: 840x2240 |


Paneel54



Ontwerp zonder RVS-toepassing



Ontwerp met RVS-toepassing

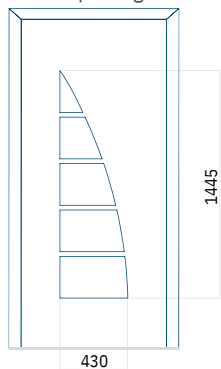


| Minimale paneelafmeting | Maximale afmeting van |
|-------------------------|-----------------------|
| PVC: 370x1650 | paneel PVC: 900x2150 |
| ALU: 370x1650 | ALU: 1100x2300 |
| WOOD: 370x1650 | WOOD: 840x2240 |

Paneel55



Ontwerp zonder
RVS-toepassing



Ontwerp met
RVS-toepassing

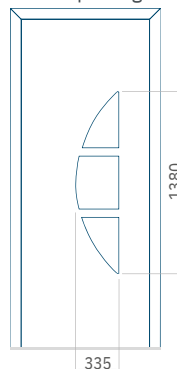


| Minimale paneelafmeting | Maximale afmeting van |
|-------------------------|-----------------------|
| PVC: 570x1650 | paneel PVC: 900x2150 |
| ALU: 570x1650 | ALU: 1100x2300 |
| WOOD: 570x1650 | WOOD: 840x2240 |


Paneel56



Ontwerp zonder
RVS-toepassing



Ontwerp met
RVS-toepassing

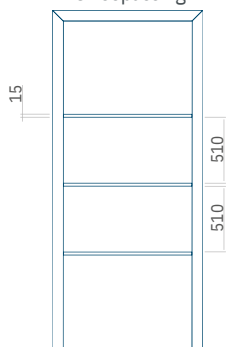


| Minimale paneelafmeting | Maximale afmeting van |
|-------------------------|-----------------------|
| PVC: 600x1650 | paneel PVC: 900x2150 |
| ALU: 600x1650 | ALU: 1100x2300 |
| WOOD: 600x1650 | WOOD: 840x2240 |


Paneel57



Ontwerp zonder
RVS-toepassing



Ontwerp met
RVS-toepassing

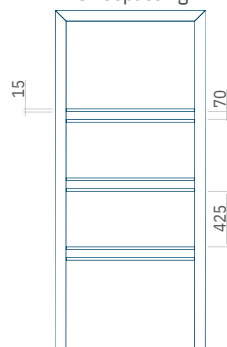


| | | | | |
|-------------------------|-------|----------|-----------------------------------|-----------|
| Minimale paneelafmeting | PVC: | 300x1650 | Maximale afmeting van paneel PVC: | 900x2150 |
| | ALU: | 300x1650 | ALU: | 1100x2300 |
| | WOOD: | 300x1650 | WOOD: | 840x2240 |

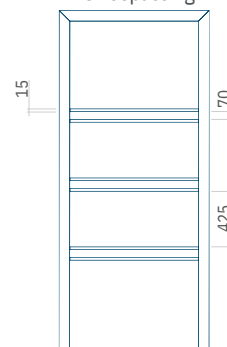
Paneel58



Ontwerp zonder
RVS-toepassing



Ontwerp met
RVS-toepassing




| | | | | |
|-------------------------|-------|----------|-----------------------------------|-----------|
| Minimale paneelafmeting | PVC: | 300x1650 | Maximale afmeting van paneel PVC: | 900x2150 |
| | ALU: | 300x1650 | ALU: | 1100x2300 |
| | WOOD: | 300x1650 | WOOD: | 840x2240 |

Paneel59



Ontwerp zonder
RVS-toepassing



Ontwerp met
RVS-toepassing

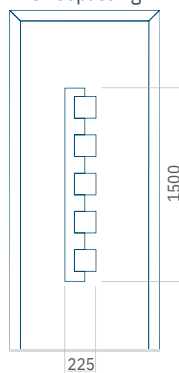


| | | |
|-------------------------|------|-----------------------------------|
| Minimale paneelafmeting | PVC: | Maximale afmeting van paneel PVC: |
| 570x1650 | | 900x2150 |
| ALU: | | ALU:1100x2300 |
| 570x1650 | | WOOD: 840x2240 |
| WOOD: | | WOOD: 570x1650 |

Paneel60



Ontwerp zonder
RVS-toepassing



Ontwerp met
RVS-toepassing

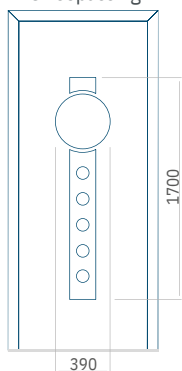


| | | |
|-------------------------|------|-----------------------------------|
| Minimale paneelafmeting | PVC: | Maximale afmeting van paneel PVC: |
| 400x1650 | | 900x2150 |
| ALU: | | ALU:1100x2300 |
| 400x1650 | | WOOD: 840x2240 |
| WOOD: | | WOOD: 400x1650 |

Paneel61



Ontwerp zonder RVS-toepassing



Ontwerp met RVS-toepassing

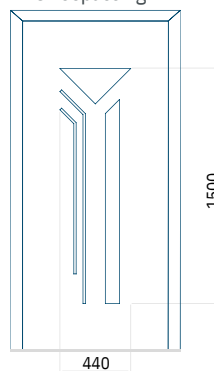


| Minimale paneelafmeting | Maximale afmeting van |
|-------------------------|-----------------------|
| PVC: 570x1750 | paneel PVC: 900x2150 |
| ALU: 570x1750 | ALU: 1100x2300 |
| WOOD: 570x1750 | WOOD: 840x2240 |

Paneel62



Ontwerp zonder RVS-toepassing



Ontwerp met RVS-toepassing

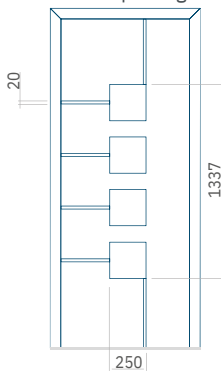


| Minimale paneelafmeting | Maximale afmeting van |
|-------------------------|-----------------------|
| PVC: 570x1650 | paneel PVC: 900x2150 |
| ALU: 570x1650 | ALU: 1100x2300 |
| - | - |

Paneel63



Ontwerp zonder
RVS-toepassing



Ontwerp met
RVS-toepassing




| Minimale paneelafmeting | Maximale afmeting van |
|-------------------------|-----------------------|
| PVC: 500x1650 | paneel PVC: 900x2150 |
| ALU: 500x1650 | ALU: 1100x2300 |
| WOOD: 500x1650 | WOOD: 840x2240 |

Paneel64



Ontwerp zonder
RVS-toepassing



Ontwerp met
RVS-toepassing

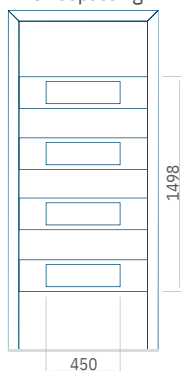


| Minimale paneelafmeting | Maximale afmeting van |
|-------------------------|-----------------------|
| PVC: 500x1650 | paneel PVC: 900x2150 |
| ALU: 500x1650 | ALU: 1100x2300 |
| WOOD: 500x1650 | WOOD: 840x2240 |

Paneel65



Ontwerp zonder RVS-toepassing



Ontwerp met RVS-toepassing



| Minimale paneelafmeting | Maximale afmeting van |
|-------------------------|-----------------------|
| PVC: 600x1650 | paneel PVC: 900x2150 |
| ALU: 600x1650 | ALU: 1100x2300 |
| WOOD: 600x1650 | WOOD: 840x2240 |

Paneel66



Ontwerp zonder RVS-toepassing



Ontwerp met RVS-toepassing




| Minimale paneelafmeting | Maximale afmeting van |
|-------------------------|-----------------------|
| PVC: 370x1650 | paneel PVC: 900x2150 |
| ALU: 370x1650 | ALU: 1100x2300 |
| WOOD: 370x1650 | WOOD: 840x2240 |

Paneel67



Ontwerp zonder
RVS-toepassing



Ontwerp met
RVS-toepassing




| Minimale paneelafmeting | PVC: | Maximale afmeting van paneel PVC: |
|-------------------------|------|-----------------------------------|
| 570x1650 | | 900x2150 |
| ALU: | | 1100x2300 |
| WOOD: | | 840x2240 |
| 570x1650 | | |

Paneel68



Ontwerp zonder
RVS-toepassing



Ontwerp met
RVS-toepassing

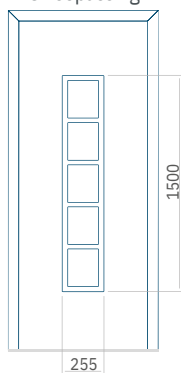


| Minimale paneelafmeting | PVC: | Maximale afmeting van paneel PVC: |
|-------------------------|------|-----------------------------------|
| 570x1650 | | 900x2150 |
| ALU: | | 1100x2300 |
| WOOD: | | 840x2240 |
| 570x1650 | | |

Paneel69



Ontwerp zonder RVS-toepassing



Ontwerp met RVS-toepassing

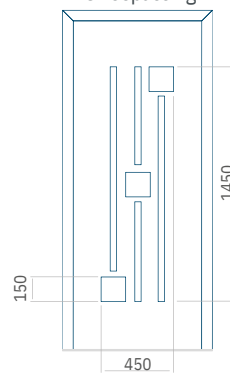


| Minimale paneelafmeting | Maximale afmeting van |
|-------------------------|-----------------------|
| PVC: 370x1650 | paneel PVC: 900x2150 |
| ALU: 370x1650 | ALU: 1100x2300 |
| WOOD: 370x1650 | WOOD: 840x2240 |

Paneel70



Ontwerp zonder RVS-toepassing



Ontwerp met RVS-toepassing

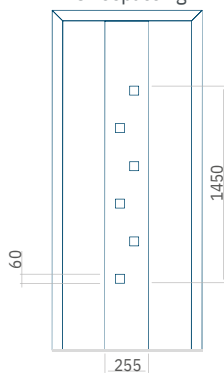


| Minimale paneelafmeting | Maximale afmeting van |
|-------------------------|-----------------------|
| PVC: 570x1650 | paneel PVC: 900x2150 |
| ALU: 570x1650 | ALU: 1100x2300 |
| WOOD: 570x1650 | WOOD: 840x2240 |

Paneel71



Ontwerp zonder
RVS-toepassing



Ontwerp met
RVS-toepassing




| | |
|-------------------------|----------|
| Minimale paneelafmeting | PVC: |
| 370x1650 | |
| ALU: | 370x1650 |
| WOOD: | 370x1650 |

| | |
|------------------------------|-----------|
| Maximale afmeting van paneel | PVC: |
| 900x2150 | |
| ALU: | 1100x2300 |
| WOOD: | 840x2240 |

Paneel72



Ontwerp zonder
RVS-toepassing



Ontwerp met
RVS-toepassing




| | |
|-------------------------|----------|
| Minimale paneelafmeting | PVC: |
| 300x1650 | |
| ALU: | 300x1650 |
| WOOD: | 300x1650 |

| | |
|------------------------------|-----------|
| Maximale afmeting van paneel | PVC: |
| 900x2150 | |
| ALU: | 1100x2300 |
| WOOD: | 840x2240 |

Paneel73



Ontwerp zonder RVS-toepassing



80

Ontwerp met RVS-toepassing

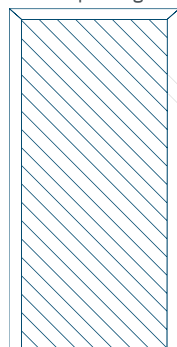


| Minimale paneelafmeting | PVC: | Maximale afmeting van paneel | ALU: | WOOD: |
|-------------------------|------|------------------------------|-----------|----------------|
| 300x1650 | | 900x2150 | 1100x2300 | 840x2240 |
| ALU: 300x1650 | | | | WOOD: 840x2240 |
| WOOD: 300x1650 | | | | |

Paneel74



Ontwerp zonder RVS-toepassing



80

Ontwerp met RVS-toepassing

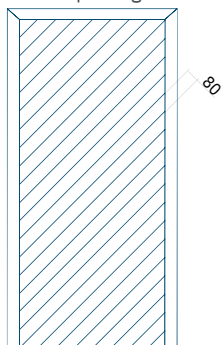


| Minimale paneelafmeting | PVC: | Maximale afmeting van paneel | ALU: | WOOD: |
|-------------------------|------|------------------------------|-----------|----------------|
| 300x1650 | | 900x2150 | 1100x2300 | 840x2240 |
| ALU: 300x1650 | | | | WOOD: 840x2240 |
| WOOD: 300x1650 | | | | |

Paneel75



Ontwerp zonder RVS-toepassing



Ontwerp met RVS-toepassing




| | |
|-------------------------|----------|
| Minimale paneelafmeting | PVC: |
| 300x1650 | |
| ALU: | 300x1650 |
| WOOD: | 300x1650 |

| |
|-----------------------------------|
| Maximale afmeting van paneel PVC: |
| 900x2150 |
| ALU: |
| 1100x2300 |
| WOOD: |
| 840x2240 |


Paneel76



Ontwerp zonder RVS-toepassing



Ontwerp met RVS-toepassing



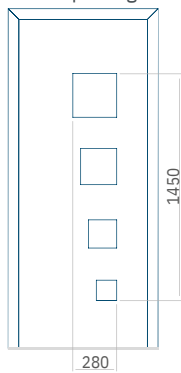
| | |
|-------------------------|----------|
| Minimale paneelafmeting | PVC: |
| 570x1650 | |
| ALU: | 570x1650 |
| WOOD: | 570x1650 |

| |
|-----------------------------------|
| Maximale afmeting van paneel PVC: |
| 900x2150 |
| ALU: |
| 1100x2300 |
| WOOD: |
| 840x2240 |

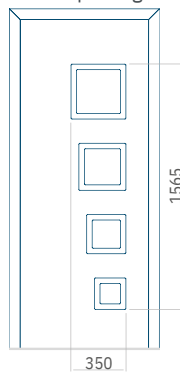
Paneel77



Ontwerp zonder RVS-toepassing



Ontwerp met RVS-toepassing

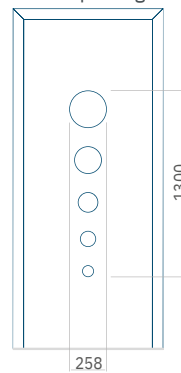


| Minimale paneelafmeting | PVC: | Maximale afmeting van paneel |
|-------------------------|------|------------------------------|
| 620x1650 | | PVC: 900x2150 |
| ALU: 620x1650 | | ALU: 1100x2300 |
| WOOD: 620x1650 | | WOOD: 840x2240 |

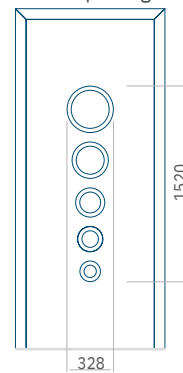
Paneel78



Ontwerp zonder RVS-toepassing



Ontwerp met RVS-toepassing

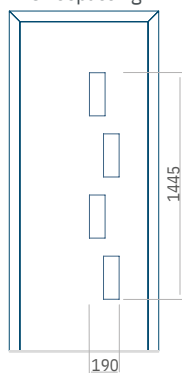


| Minimale paneelafmeting | PVC: | Maximale afmeting van paneel |
|-------------------------|------|------------------------------|
| 570x1650 | | PVC: 900x2150 |
| ALU 570x1650 | | ALU: 1100x2300 |
| WOOD: 570x1650 | | WOOD: 840x2240 |


Paneel79



Ontwerp zonder
RVS-toepassing



Ontwerp met
RVS-toepassing

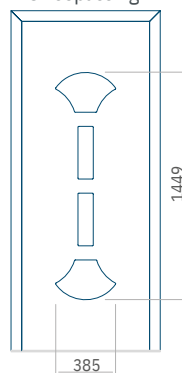


| Minimale paneelafmeting | PVC: | Maximale afmeting van paneel | ALU: | WOOD: |
|-------------------------|------|------------------------------|-----------|----------------|
| 570x1650 | | 900x2150 | 1100x2300 | 840x2240 |
| ALU: 570x1650 | | | | WOOD: 840x2240 |
| WOOD: 570x1650 | | | | |


Paneel80



Ontwerp zonder
RVS-toepassing



Ontwerp met
RVS-toepassing

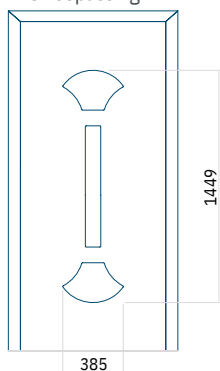


| Minimale paneelafmeting | PVC: | Maximale afmeting van paneel | ALU: | WOOD: |
|-------------------------|------|------------------------------|-----------|----------------|
| 570x1650 | | 900x2150 | 1100x2300 | 840x2240 |
| ALU: 570x1650 | | | | WOOD: 840x2240 |
| WOOD: 570x1650 | | | | |

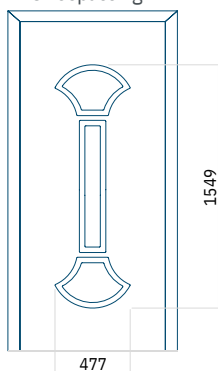
Paneel81



Ontwerp zonder RVS-toepassing



Ontwerp met RVS-toepassing

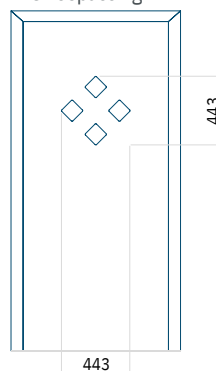


| Minimale paneelafmeting | Maximale afmeting van |
|-------------------------|-----------------------|
| PVC: 570x1650 | paneel PVC: 900x2150 |
| ALU: 570x1650 | ALU: 1100x2300 |
| WOOD: 570x1650 | WOOD: 840x2240 |


Paneel82



Ontwerp zonder RVS-toepassing



Ontwerp met RVS-toepassing

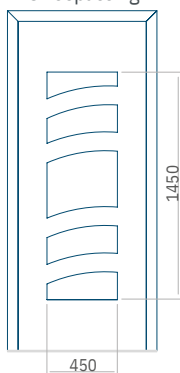


| Minimale paneelafmeting | Maximale afmeting van |
|-------------------------|-----------------------|
| PVC: 630x1650 | paneel PVC: 900x2150 |
| ALU: 630x1650 | ALU: 1100x2300 |
| WOOD: 630x1650 | WOOD: 840x2240 |

Paneel83



Ontwerp zonder
RVS-toepassing



Ontwerp met
RVS-toepassing




| Minimale paneelafmeting | PVC: | Maximale afmeting van paneel | ALU: | WOOD: |
|-------------------------|------|------------------------------|-----------|----------------|
| 590x1650 | | 900x2150 | 1100x2300 | 840x2240 |
| ALU: 590x1650 | | | | WOOD: 840x2240 |
| WOOD: 590x1650 | | | | |


Paneel84



Ontwerp zonder
RVS-toepassing



Ontwerp met
RVS-toepassing

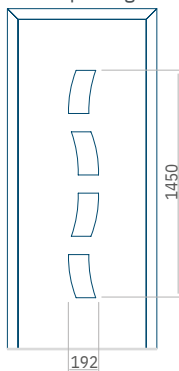


| Minimale paneelafmeting | PVC: | Maximale afmeting van paneel | ALU: | WOOD: |
|-------------------------|------|------------------------------|-----------|----------------|
| 570x1650 | | 900x2150 | 1100x2300 | 840x2240 |
| ALU: 570x1650 | | | | WOOD: 840x2240 |
| WOOD: 570x1650 | | | | |

Paneel85



Ontwerp zonder RVS-toepassing



Ontwerp met RVS-toepassing

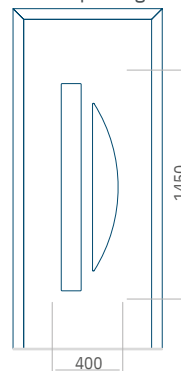


| Minimale paneelafmeting | PVC: | Maximale afmeting van paneel | ALU: | WOOD: |
|-------------------------|------|------------------------------|-----------|----------------|
| 420x1650 | | 900x2150 | 1100x2300 | 840x2240 |
| ALU: 420x1650 | | | | WOOD: 840x2240 |
| WOOD: 420x1650 | | | | |

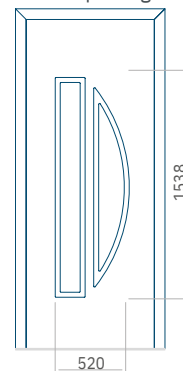
Paneel86



Ontwerp zonder RVS-toepassing



Ontwerp met RVS-toepassing

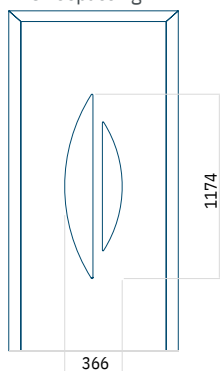


| Minimale paneelafmeting | PVC: | Maximale afmeting van paneel | ALU: | WOOD: |
|-------------------------|------|------------------------------|-----------|----------------|
| 610x1650 | | 900x2150 | 1100x2300 | 840x2240 |
| ALU: 610x1650 | | | | WOOD: 840x2240 |
| WOOD: 610x1650 | | | | |

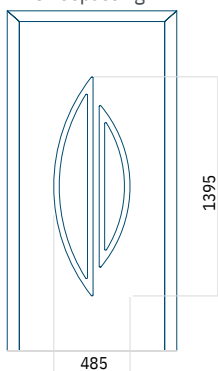
Paneel87



Ontwerp zonder
RVS-toepassing



Ontwerp met
RVS-toepassing




| | |
|-------------------------|----------|
| Minimale paneelafmeting | PVC: |
| 570x1650 | |
| ALU: | 570x1650 |
| WOOD: | 570x1650 |

| | |
|------------------------------|-----------|
| Maximale afmeting van paneel | PVC: |
| 900x2150 | |
| ALU: | 1100x2300 |
| WOOD: | 840x2240 |


Paneel88



Ontwerp zonder
RVS-toepassing



Ontwerp met
RVS-toepassing




| | |
|-------------------------|----------|
| Minimale paneelafmeting | PVC: |
| 570x1650 | |
| ALU: | 570x1650 |
| WOOD: | 570x1650 |

| | |
|------------------------------|-----------|
| Maximale afmeting van paneel | PVC: |
| 900x2150 | |
| ALU: | 1100x2300 |
| WOOD: | 840x2240 |

Paneel89



Ontwerp zonder RVS-toepassing



Ontwerp met RVS-toepassing

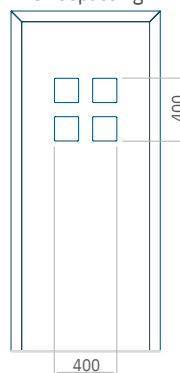


| Minimale paneelafmeting | Maximale afmeting van |
|-------------------------|-----------------------|
| PVC: 370x1650 | paneel PVC: 900x2150 |
| ALU: 370x1650 | ALU: 1100x2300 |
| WOOD: 370x1650 | WOOD: 840x2240 |


Paneel90



Ontwerp zonder RVS-toepassing



Ontwerp met RVS-toepassing

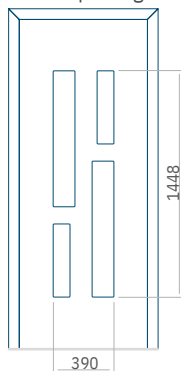


| Minimale paneelafmeting | Maximale afmeting van |
|-------------------------|-----------------------|
| PVC: 610x1650 | paneel PVC: 900x2150 |
| ALU: 610x1650 | ALU: 1100x2300 |
| WOOD: 610x1650 | WOOD: 840x2240 |


Paneel91



Ontwerp zonder
RVS-toepassing



Ontwerp met
RVS-toepassing




| Minimale paneelafmeting | Maximale afmeting van |
|-------------------------|-----------------------|
| PVC: 610x1650 | paneel PVC: 900x2150 |
| ALU: 610x1650 | ALU: 1100x2300 |
| WOOD: 610x1650 | WOOD: 840x2240 |


Paneel92



Ontwerp zonder
RVS-toepassing



Ontwerp met
RVS-toepassing

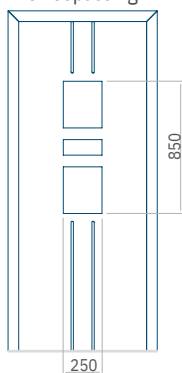


| Minimale paneelafmeting | Maximale afmeting van |
|-------------------------|-----------------------|
| PVC: 570x1650 | paneel PVC: 900x2150 |
| ALU: 570x1650 | ALU: 1100x2300 |
| WOOD: 570x1650 | WOOD: 840x2240 |

Paneel93



Ontwerp zonder RVS-toepassing



Ontwerp met RVS-toepassing

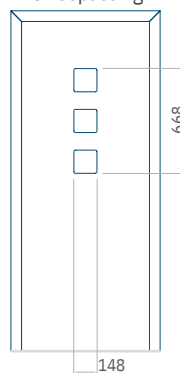


| Minimale paneelafmeting | Maximale afmeting van |
|-------------------------|-----------------------|
| PVC: 370x1650 | paneel PVC: 900x2150 |
| ALU: 370x1650 | ALU: 1100x2300 |
| WOOD: 370x1650 | WOOD: 840x2240 |

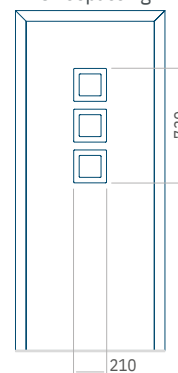
Paneel94



Ontwerp zonder RVS-toepassing



Ontwerp met RVS-toepassing

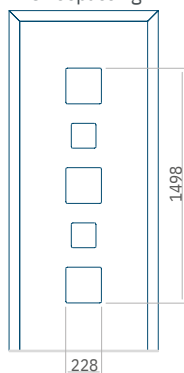


| Minimale paneelafmeting | Maximale afmeting van |
|-------------------------|-----------------------|
| PVC: 370x1650 | paneel PVC: 900x2150 |
| ALU: 370x1650 | ALU: 1100x2300 |
| WOOD: 370x1650 | WOOD: 840x2240 |


Paneel95



Ontwerp zonder
RVS-toepassing



Ontwerp met
RVS-toepassing

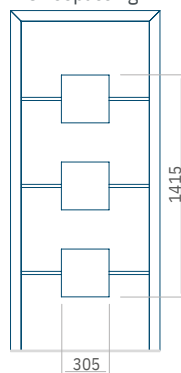


| Minimale paneelafmeting | PVC: | Maximale afmeting van paneel | ALU: | WOOD: |
|-------------------------|------|------------------------------|-----------|----------------|
| 380x1650 | | 900x2150 | 1100x2300 | 840x2240 |
| ALU: 380x1650 | | | | WOOD: 840x2240 |
| WOOD: 380x1650 | | | | |

Paneel96



Ontwerp zonder
RVS-toepassing



Ontwerp met
RVS-toepassing

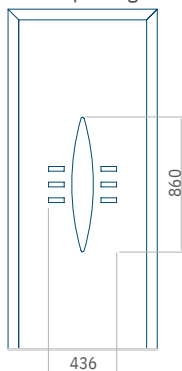


| Minimale paneelafmeting | PVC: | Maximale afmeting van paneel | ALU: | WOOD: |
|-------------------------|------|------------------------------|-----------|----------------|
| 570x1650 | | 900x2150 | 1100x2300 | 840x2240 |
| ALU: 570x1650 | | | | WOOD: 840x2240 |
| WOOD: 570x1650 | | | | |

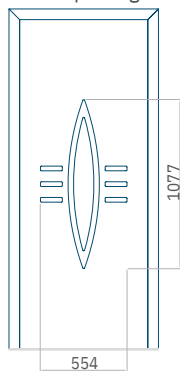
Paneel97



Ontwerp zonder RVS-toepassing



Ontwerp met RVS-toepassing

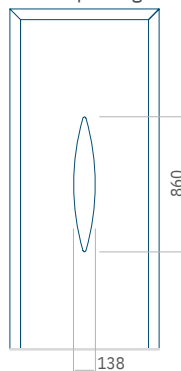


| Minimale paneelafmeting | Maximale afmeting van |
|-------------------------|-----------------------|
| PVC: 650x1650 | paneel PVC: 900x2150 |
| ALU: 650x1650 | ALU: 1100x2300 |
| WOOD: 650x1650 | WOOD: 840x2240 |

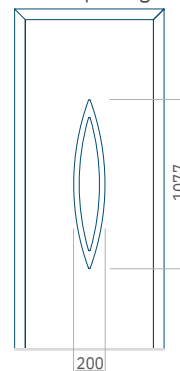
Paneel98



Ontwerp zonder RVS-toepassing



Ontwerp met RVS-toepassing

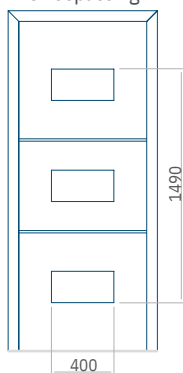


| Minimale paneelafmeting | Maximale afmeting van |
|-------------------------|-----------------------|
| PVC: 370x1650 | paneel PVC: 900x2150 |
| ALU: 370x1650 | ALU: 1100x2300 |
| WOOD: 370x1650 | WOOD: 840x2240 |

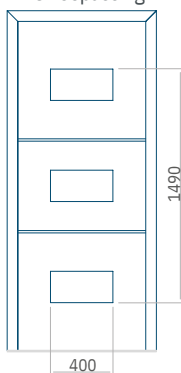
Paneel99



Ontwerp zonder RVS-toepassing



Ontwerp met RVS-toepassing

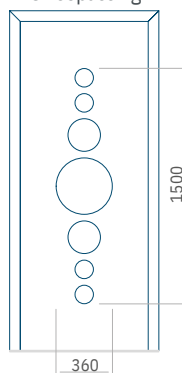


| | | |
|-------------------------|------|-----------------------------------|
| Minimale paneelafmeting | PVC: | Maximale afmeting van paneel PVC: |
| 570x1650 | | 900x2150 |
| ALU: | | 1100x2300 |
| 570x1650 | | - |

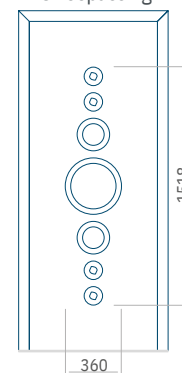
Paneel100



Ontwerp zonder RVS-toepassing



Ontwerp met RVS-toepassing

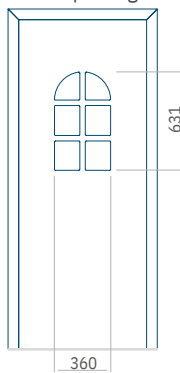


| | | |
|-------------------------|------|-----------------------------------|
| Minimale paneelafmeting | PVC: | Maximale afmeting van paneel PVC: |
| 570x1650 | | 900x2150 |
| ALU: | | 1100x2300 |
| 570x1650 | | WOOD: 840x2240 |
| WOOD: | | 570x1650 |

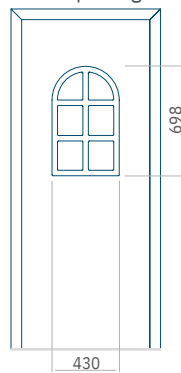
Paneel101



Ontwerp zonder
RVS-toepassing



Ontwerp met
RVS-toepassing

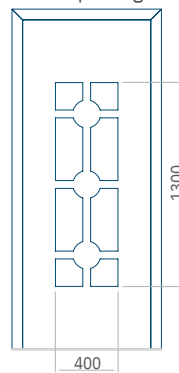


| Minimale paneelafmeting | PVC: | Maximale afmeting van paneel | afmeting van |
|-------------------------|------|------------------------------|--------------|
| 570x1650 | | PVC: | 900x2150 |
| ALU: 570x1650 | | ALU: | 1100x2300 |
| WOOD: 570x1650 | | WOOD: | 840x2240 |

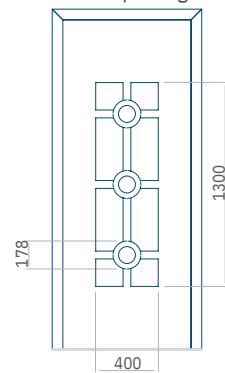
Paneel102



Ontwerp zonder
RVS-toepassing



Ontwerp met
RVS-toepassing

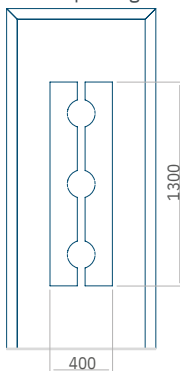


| Minimale paneelafmeting | PVC: | Maximale afmeting van paneel | afmeting van |
|-------------------------|------|------------------------------|--------------|
| 570x1650 | | PVC: | 900x2150 |
| ALU: 570x1650 | | ALU: | 1100x2300 |
| WOOD: 570x1650 | | WOOD: | 840x2240 |

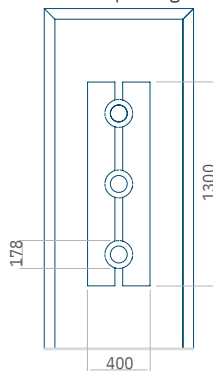
Paneel103



Ontwerp zonder
RVS-toepassing



Ontwerp met
RVS-toepassing

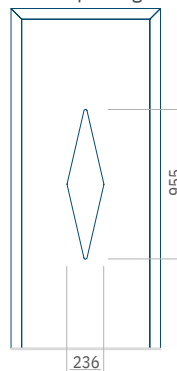


| Minimale paneelafmeting | Maximale afmeting van |
|-------------------------|-----------------------|
| PVC: 570x1650 | paneel PVC: 900x2150 |
| ALU: 570x1650 | ALU: 1100x2300 |
| WOOD: 570x1650 | WOOD: 840x2240 |

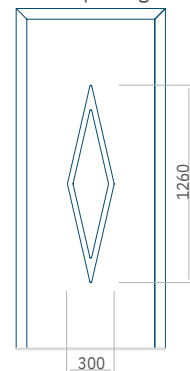
Paneel104



Ontwerp zonder
RVS-toepassing



Ontwerp met
RVS-toepassing

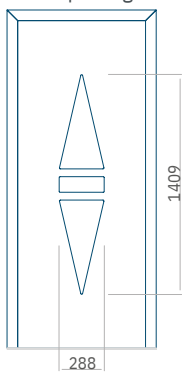


| Minimale paneelafmeting | Maximale afmeting van |
|-------------------------|-----------------------|
| PVC: 390x1650 | paneel PVC: 900x2150 |
| ALU: 390x1650 | ALU: 1100x2300 |
| WOOD: 390x1650 | WOOD: 840x2240 |

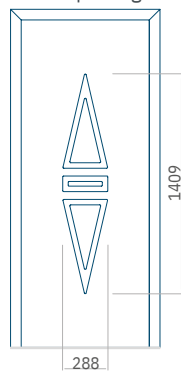
Paneel105



Ontwerp zonder RVS-toepassing



Ontwerp met RVS-toepassing

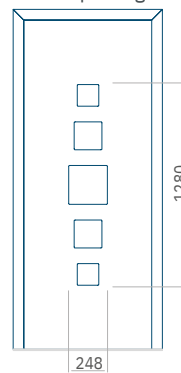


| Minimale paneelafmeting | Maximale afmeting van |
|-------------------------|-----------------------|
| PVC: 570x1650 | paneel PVC: 900x2150 |
| ALU: 570x1650 | ALU: 1100x2300 |
| WOOD: 570x1650 | WOOD: 840x2240 |

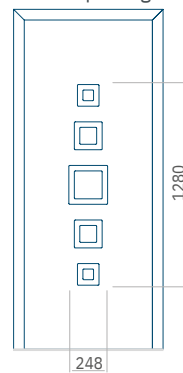
Paneel106



Ontwerp zonder RVS-toepassing



Ontwerp met RVS-toepassing

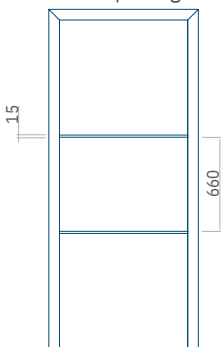


| Minimale paneelafmeting | Maximale afmeting van |
|-------------------------|-----------------------|
| PVC: 370x1650 | paneel PVC: 900x2150 |
| ALU: 370x1650 | ALU: 1100x2300 |
| WOOD: 370x1650 | WOOD: 840x2240 |


Paneel107



Ontwerp zonder
RVS-toepassing



Ontwerp met
RVS-toepassing

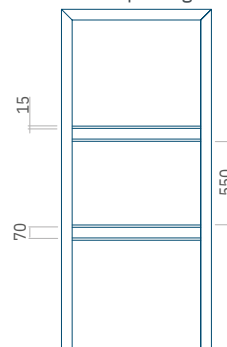


| | | | |
|-------------------------|----------|-----------|------------------------------|
| Minimale paneelafmeting | PVC: | 300x1650 | Maximale afmeting van paneel |
| ALU: | 300x1650 | WOOD: | 300x1650 |
| | PVC: | 900x2150 | ALU: |
| | | 1100x2300 | WOOD: |
| | | 840x2240 | |

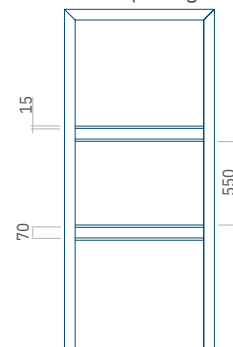
Paneel108



Ontwerp zonder
RVS-toepassing



Ontwerp met
RVS-toepassing




| | | | |
|-------------------------|----------|-----------|------------------------------|
| Minimale paneelafmeting | PVC: | 300x1650 | Maximale afmeting van paneel |
| ALU: | 300x1650 | WOOD: | 300x1650 |
| | PVC: | 900x2150 | ALU: |
| | | 1100x2300 | WOOD: |
| | | 840x2240 | |

Paneel109



Ontwerp zonder RVS-toepassing



Ontwerp met RVS-toepassing




| | | | | |
|-------------------------|-------|----------|-----------------------------------|-----------|
| Minimale paneelafmeting | PVC: | 300x1650 | Maximale afmeting van paneel PVC: | 900x2150 |
| | ALU: | 300x1650 | ALU: | 1100x2300 |
| | WOOD: | 300x1650 | WOOD: | 840x2240 |

Paneel110



Ontwerp zonder RVS-toepassing



Ontwerp met RVS-toepassing

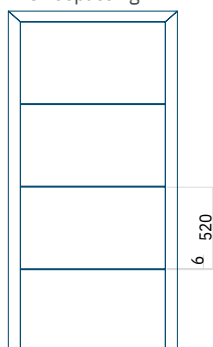


| | | | | |
|-------------------------|-------|----------|-----------------------------------|-----------|
| Minimale paneelafmeting | PVC: | 300x1650 | Maximale afmeting van paneel PVC: | 900x2150 |
| | ALU: | 300x1650 | ALU: | 1100x2300 |
| | WOOD: | 300x1650 | WOOD: | 840x2240 |

Paneel111



Ontwerp zonder
RVS-toepassing



Ontwerp met
RVS-toepassing




| | | | | |
|-------------------------|-------|----------|-----------------------------------|-----------|
| Minimale paneelafmeting | PVC: | 300x1650 | Maximale afmeting van paneel PVC: | 900x2150 |
| | ALU: | 300x1650 | ALU: | 1100x2300 |
| | WOOD: | 300x1650 | WOOD: | 840x2240 |

Paneel112



Ontwerp zonder
RVS-toepassing



Ontwerp met
RVS-toepassing

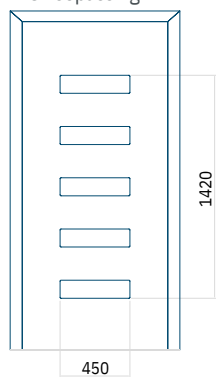


| | | | | |
|-------------------------|-------|----------|-----------------------------------|-----------|
| Minimale paneelafmeting | PVC: | 300x1650 | Maximale afmeting van paneel PVC: | 900x2150 |
| | ALU: | 300x1650 | ALU: | 1100x2300 |
| | WOOD: | 300x1650 | WOOD: | 840x2240 |

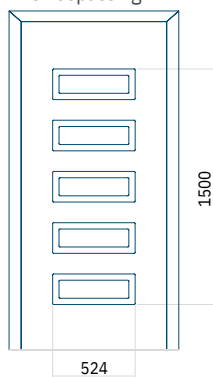
Paneel113



Ontwerp zonder RVS-toepassing



Ontwerp met RVS-toepassing




| | | |
|-------------------------|------|-----------------------------------|
| Minimale paneelafmeting | PVC: | Maximale afmeting van paneel PVC: |
| 615x1650 | | 900x2150 |
| ALU: | | 1100x2300 |
| 615x1650 | | WOOD: |
| 615x1650 | | 840x2240 |


Paneel114



Ontwerp zonder RVS-toepassing



Ontwerp met RVS-toepassing

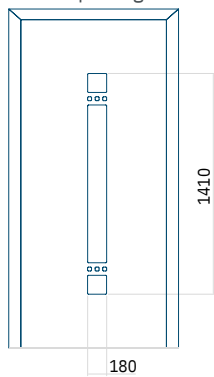


| | | |
|-------------------------|------|-----------------------------------|
| Minimale paneelafmeting | PVC: | Maximale afmeting van paneel PVC: |
| 370x1650 | | 900x2150 |
| ALU: | | 1100x2300 |
| 370x1650 | | WOOD: |
| 370x1650 | | 840x2240 |

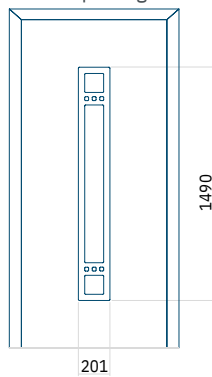
Paneel115



Ontwerp zonder
RVS-toepassing



Ontwerp met
RVS-toepassing

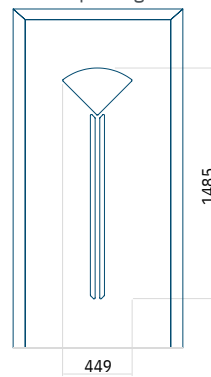


| Minimale paneelafmeting | Maximale afmeting van |
|-------------------------|-----------------------|
| PVC: 370x1650 | paneel PVC: 900x2150 |
| ALU: 370x1650 | ALU: 1100x2300 |
| WOOD: 370x1650 | WOOD: 840x2240 |

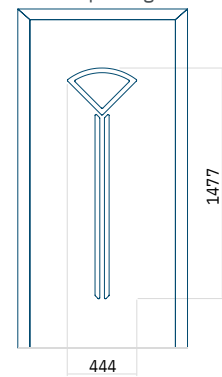
Paneel116



Ontwerp zonder
RVS-toepassing



Ontwerp met
RVS-toepassing

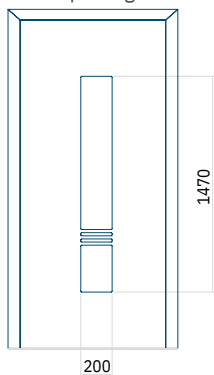


| Minimale paneelafmeting | Maximale afmeting van |
|-------------------------|-----------------------|
| PVC: 570x1650 | paneel PVC: 900x2150 |
| ALU: 570x1650 | ALU: 1100x2300 |
| WOOD: 570x1650 | WOOD: 840x2240 |

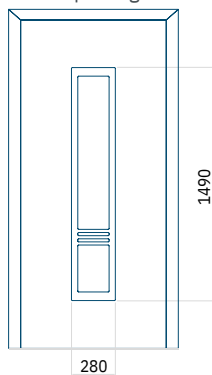
Paneel117



Ontwerp zonder
RVS-toepassing



Ontwerp met
RVS-toepassing

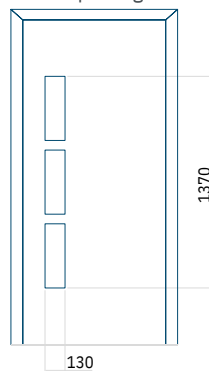


| Minimale paneelafmeting | Maximale afmeting van |
|-------------------------|-----------------------|
| PVC: 370x1650 | paneel PVC: 900x2150 |
| ALU: 370x1650 | ALU: 1100x2300 |
| WOOD: 370x1650 | WOOD: 840x2240 |

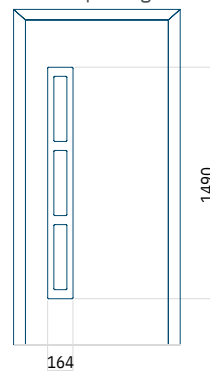
Paneel118



Ontwerp zonder
RVS-toepassing



Ontwerp met
RVS-toepassing

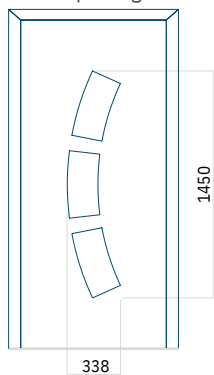


| Minimale paneelafmeting | Maximale afmeting van |
|-------------------------|-----------------------|
| PVC: 560x1650 | paneel PVC: 900x2150 |
| ALU: 560x1650 | ALU: 1100x2300 |
| WOOD: 560x1650 | WOOD: 840x2240 |

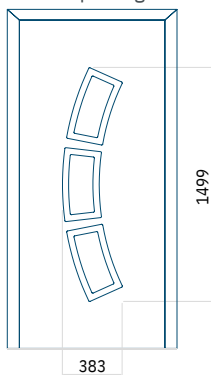
Paneel119



Ontwerp zonder
RVS-toepassing



Ontwerp met
RVS-toepassing



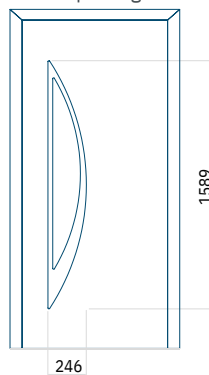
| | |
|-------------------------|----------|
| Minimale paneelafmeting | PVC: |
| 570x1650 | |
| ALU: | 570x1650 |
| WOOD: | 570x1650 |

| | |
|------------------------------|-----------|
| Maximale afmeting van paneel | PVC: |
| 900x2150 | |
| ALU: | 1100x2300 |
| WOOD: | 840x2240 |

Paneel120



Ontwerp zonder
RVS-toepassing



Ontwerp met
RVS-toepassing



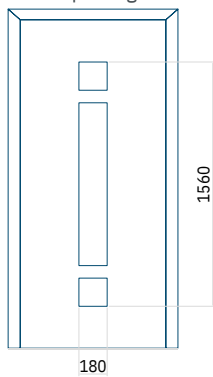
| | |
|-------------------------|----------|
| Minimale paneelafmeting | PVC: |
| 570x1650 | |
| ALU: | 570x1650 |
| WOOD: | 570x1650 |

| | |
|------------------------------|-----------|
| Maximale afmeting van paneel | PVC: |
| 900x2150 | |
| ALU: | 1100x2300 |
| WOOD: | 840x2240 |


Paneel121



Ontwerp zonder RVS-toepassing



Ontwerp met RVS-toepassing




| Minimale paneelafmeting | PVC: | Maximale afmeting van paneel |
|-------------------------|------|------------------------------|
| 370x1812 | | PVC: 900x2150 |
| ALU: 370x1812 | | ALU: 1100x2300 |
| WOOD: 370x1812 | | WOOD: 840x2240 |

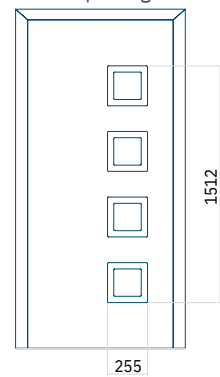
Paneel122



Ontwerp zonder RVS-toepassing



Ontwerp met RVS-toepassing




| Minimale paneelafmeting | PVC: | Maximale afmeting van paneel |
|-------------------------|------|------------------------------|
| 600x1650 | | PVC: 900x2150 |
| ALU: 600x1650 | | ALU: 1100x2300 |
| WOOD: 600x1650 | | WOOD: 840x2240 |


Paneel123



Ontwerp zonder
RVS-toepassing



Ontwerp met
RVS-toepassing

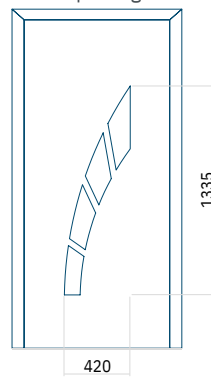


| Minimale paneelafmeting | Maximale afmeting van |
|-------------------------|-----------------------|
| PVC: 370x1650 | paneel PVC: 900x2150 |
| ALU: 370x1650 | ALU: 1100x2300 |
| WOOD: 370x1650 | WOOD: 840x2240 |

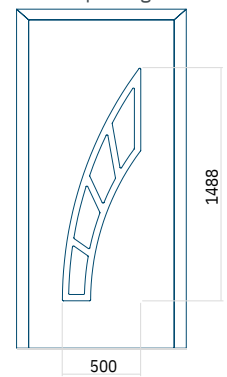
Paneel124



Ontwerp zonder
RVS-toepassing



Ontwerp met
RVS-toepassing

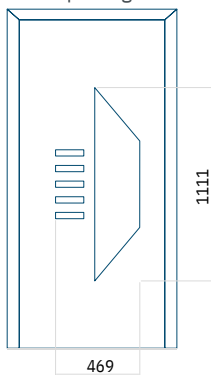


| Minimale paneelafmeting | Maximale afmeting van |
|-------------------------|-----------------------|
| PVC: 600x1650 | paneel PVC: 900x2150 |
| ALU: 600x1650 | ALU: 1100x2300 |
| WOOD: 600x1650 | WOOD: 840x2240 |

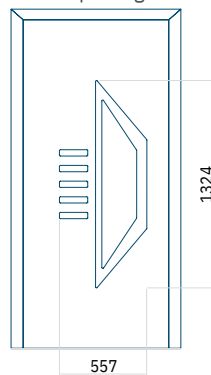
Paneel125



Ontwerp zonder RVS-toepassing



Ontwerp met RVS-toepassing




| Minimale paneelafmeting | Maximale afmeting van |
|-------------------------|-----------------------|
| PVC: 650x1650 | paneel PVC: 900x2150 |
| ALU: 650x1650 | ALU: 1100x2300 |
| WOOD: 650x1650 | WOOD: 840x2240 |

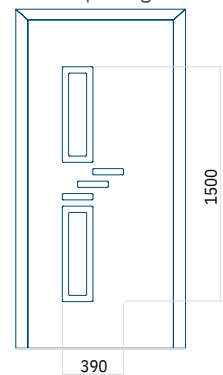
Paneel126



Ontwerp zonder RVS-toepassing



Ontwerp met RVS-toepassing

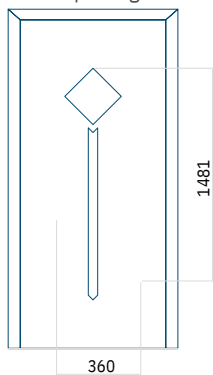


| Minimale paneelafmeting | Maximale afmeting van |
|-------------------------|-----------------------|
| PVC: 600x1650 | paneel PVC: 900x2150 |
| ALU: 600x1650 | ALU: 1100x2300 |
| WOOD: 600x1650 | WOOD: 840x2240 |

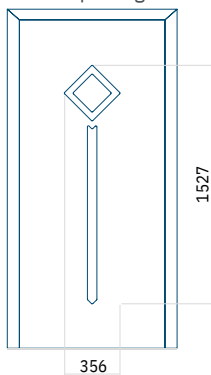
Paneel127



Ontwerp zonder
RVS-toepassing



Ontwerp met
RVS-toepassing

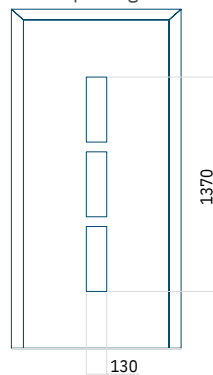


| Minimale paneelafmeting | Maximale afmeting van |
|-------------------------|-----------------------|
| PVC: 570x1650 | paneel PVC: 900x2150 |
| ALU: 570x1650 | ALU: 1100x2300 |
| WOOD: 570x1650 | WOOD: 840x2240 |

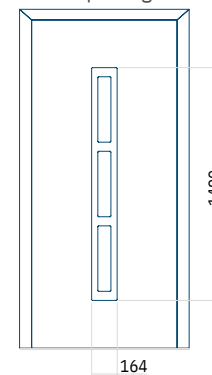
Paneel128



Ontwerp zonder
RVS-toepassing



Ontwerp met
RVS-toepassing

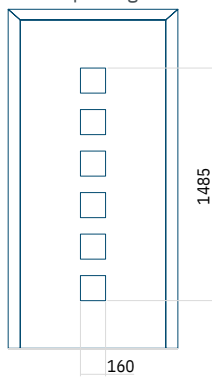


| Minimale paneelafmeting | Maximale afmeting van |
|-------------------------|-----------------------|
| PVC: 370x1650 | paneel PVC: 900x2150 |
| ALU: 370x1650 | ALU: 1100x2300 |
| WOOD: 370x1650 | WOOD: 840x2240 |


Paneel129



Ontwerp zonder RVS-toepassing



Ontwerp met RVS-toepassing

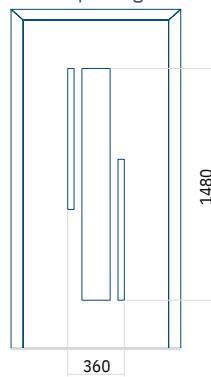


| Minimale paneelafmeting | Maximale afmeting van |
|-------------------------|-----------------------|
| PVC: 370x1650 | paneel PVC: 900x2150 |
| ALU: 370x1650 | ALU: 1100x2300 |
| WOOD: 370x1650 | WOOD: 840x2240 |

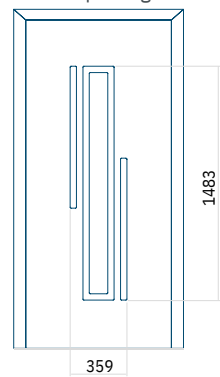
Paneel130



Ontwerp zonder RVS-toepassing



Ontwerp met RVS-toepassing

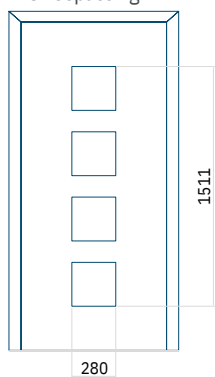


| Minimale paneelafmeting | Maximale afmeting van |
|-------------------------|-----------------------|
| PVC: 570x1650 | paneel PVC: 900x2150 |
| ALU: 570x1650 | ALU: 1100x2300 |
| WOOD: 570x1650 | WOOD: 840x2240 |

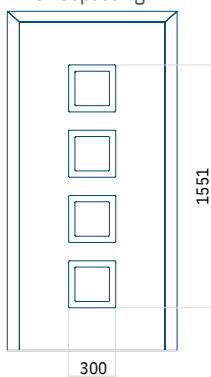
Paneel131



Ontwerp zonder
RVS-toepassing



Ontwerp met
RVS-toepassing

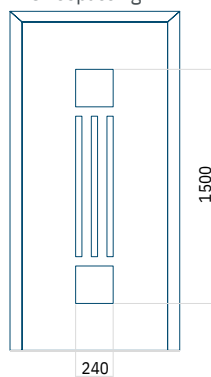


| Minimale paneelafmeting | Maximale afmeting van |
|-------------------------|-----------------------|
| PVC: 570x1650 | paneel PVC: 900x2150 |
| ALU: 570x1650 | ALU: 1100x2300 |
| WOOD: 570x1650 | WOOD: 840x2240 |

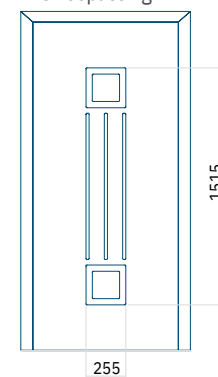
Paneel132



Ontwerp zonder
RVS-toepassing



Ontwerp met
RVS-toepassing

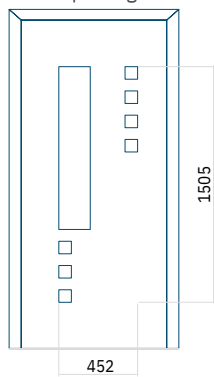


| Minimale paneelafmeting | Maximale afmeting van |
|-------------------------|-----------------------|
| PVC: 570x1650 | paneel PVC: 900x2150 |
| ALU: 570x1650 | ALU: 1100x2300 |
| WOOD: 570x1650 | WOOD: 840x2240 |

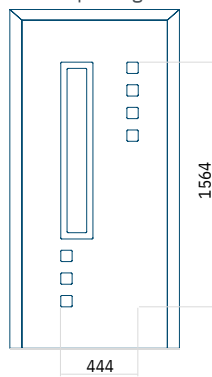
Paneel133



Ontwerp zonder RVS-toepassing



Ontwerp met RVS-toepassing

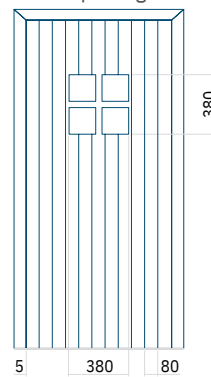


| Minimale paneelafmeting | Maximale afmeting van |
|-------------------------|-----------------------|
| PVC: 590x1650 | paneel PVC: 900x2150 |
| ALU: 590x1650 | ALU: 1100x2300 |
| WOOD: 590x1650 | WOOD: 840x2240 |

Paneel134



Ontwerp zonder RVS-toepassing



Ontwerp met RVS-toepassing

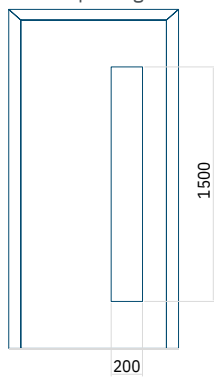


| Minimale paneelafmeting | Maximale afmeting van |
|-------------------------|-----------------------|
| PVC: 570x1650 | paneel PVC: 900x2150 |
| ALU: 570x1650 | ALU: 1100x2300 |
| - | - |

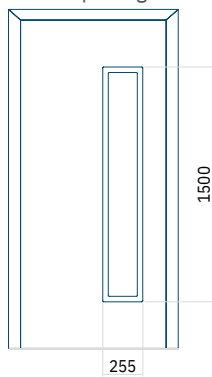
Paneel135



Ontwerp zonder
RVS-toepassing



Ontwerp met
RVS-toepassing

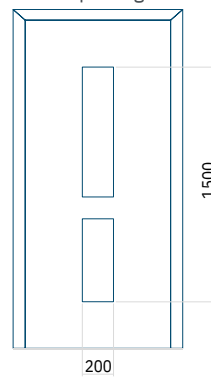


| Minimale paneelafmeting | Maximale afmeting van |
|-------------------------|-----------------------|
| PVC: 600x1650 | paneel PVC: 900x2150 |
| ALU: 600x1650 | ALU: 1100x2300 |
| WOOD: 600x1650 | WOOD: 840x2240 |

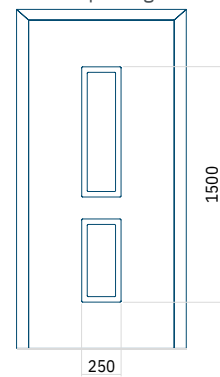
Paneel136



Ontwerp zonder
RVS-toepassing



Ontwerp met
RVS-toepassing

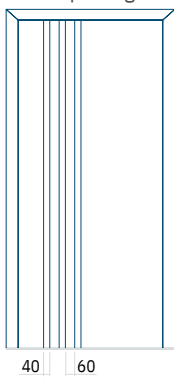


| Minimale paneelafmeting | Maximale afmeting van |
|-------------------------|-----------------------|
| PVC: 370x1650 | paneel PVC: 900x2150 |
| ALU: 370x1650 | ALU: 1100x2300 |
| WOOD: 370x1650 | WOOD: 840x2240 |

Paneel137



Ontwerp zonder
RVS-toepassing



Ontwerp met
RVS-toepassing




| Minimale paneelafmeting | Maximale afmeting van |
|-------------------------|-----------------------|
| PVC: 600x1650 | paneel PVC: 900x2150 |
| ALU: 600x1650 | ALU: 1100x2300 |
| WOOD: 600x1650 | WOOD: 840x2240 |


Paneel138



Ontwerp zonder
RVS-toepassing



Ontwerp met
RVS-toepassing

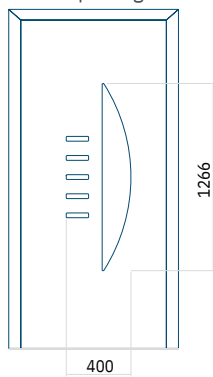


| Minimale paneelafmeting | Maximale afmeting van |
|-------------------------|-----------------------|
| PVC: 600x1650 | paneel PVC: 900x2150 |
| ALU: 600x1650 | ALU: 1100x2300 |
| WOOD: 600x1650 | WOOD: 840x2240 |

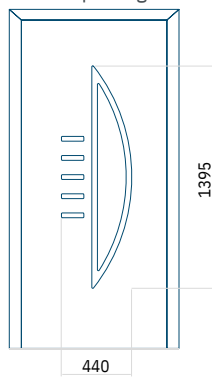
Paneel139



Ontwerp zonder RVS-toepassing



Ontwerp met RVS-toepassing



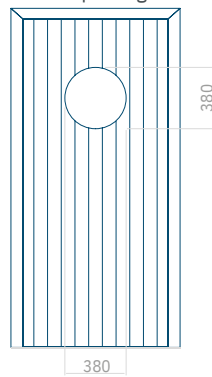
| | |
|-------------------------|----------|
| Minimale paneelafmeting | PVC: |
| 600x1650 | |
| ALU: | 600x1650 |
| WOOD: | 600x1650 |

| | |
|------------------------------|-----------|
| Maximale afmeting van paneel | PVC: |
| 900x2150 | |
| ALU: | 1100x2300 |
| WOOD: | 840x2240 |

Paneel140



Ontwerp zonder RVS-toepassing



Ontwerp met RVS-toepassing



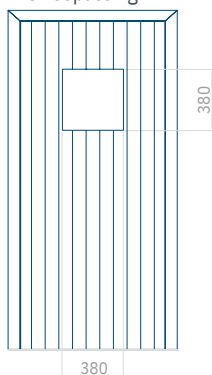
| | |
|-------------------------|------------|
| Minimale paneelafmeting | PVC: |
| 570 x 1650 | |
| ALU: | 570 x 1650 |
| WOOD: | - |

| | |
|------------------------------|-------------|
| Maximale afmeting van paneel | PVC: |
| 900 x 2150 | |
| ALU: | 1100 x 2300 |
| WOOD: | - |

Paneel141



Ontwerp zonder RVS-toepassing



Ontwerp met RVS-toepassing

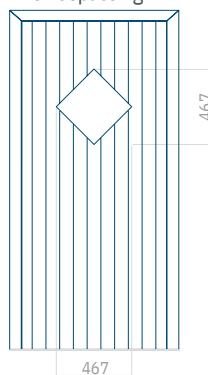


| | | |
|-------------------------|------|--|
| Minimale paneelafmeting | PVC: | Maximale afmeting van paneel PVC: 900 x 2150 |
| 570 x 1650 | | ALU: 1100 x 2300 |
| ALU: 570 x 1650 | | WOOD: – |
| WOOD: – | | |

Paneel142



Ontwerp zonder RVS-toepassing



Ontwerp met RVS-toepassing

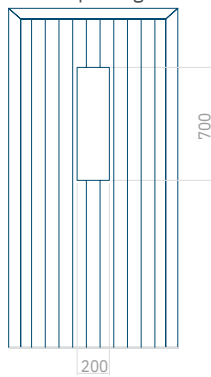


| | | |
|-------------------------|------|--|
| Minimale paneelafmeting | PVC: | Maximale afmeting van paneel PVC: 900 x 2150 |
| 570 x 1650 | | ALU: 1100 x 2300 |
| ALU: 570 x 1650 | | WOOD: – |
| WOOD: – | | |

Paneel143



Ontwerp zonder
RVS-toepassing



Ontwerp met
RVS-toepassing



| | | | |
|-------------------------|-------|-----------------------------------|-------------|
| Minimale paneelafmeting | PVC: | Maximale afmeting van paneel PVC: | 900 x 2150 |
| | ALU: | | 1100 x 2300 |
| | WOOD: | | – |



Glazen Paneelen

EkoVitre glazen deurPaneelen zijn de keuze van architecten die belang hechten aan over het optimaal benutten van natuurlijk licht. Deze elegante deuren zijn geschikt voor elke stijl en kunnen worden aangepast met een groot aantal afwerkingsopties. Ze zijn een geweldige oplossing voor particuliere en institutionele beleggers.



EkoVitre



Beschikbare kleuropties:

- Aluplast
- Salamander
- Gealan
- RAL
- Teknos



Materialen die kunnen worden gebruikt om deuren te maken:

- PVC
- Aluminium (ALU)
- Hout (WOOD)



Paneel fillings available:

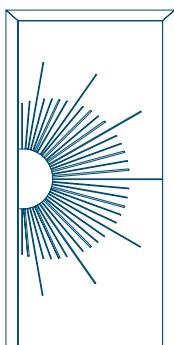
• Isolerende glaseenheid (44,4pc gezandstraald /18Ar/44,2th)



Paneel01



Technische tekening

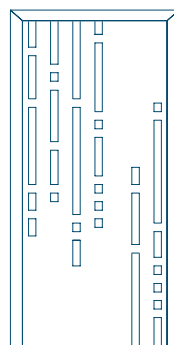


| | | | | |
|-------------------------|-------|----------|-----------------------------------|----------|
| Minimale paneelafmeting | PVC: | 600x1700 | Maximale afmeting van paneel PVC: | 950x2200 |
| | ALU: | 600x1700 | | 950x2200 |
| | WOOD: | 600x1700 | | |

Paneel02



Technische tekening




| | | | | |
|-------------------------|-------|----------|-----------------------------------|----------|
| Minimale paneelafmeting | PVC: | 600x1700 | Maximale afmeting van paneel PVC: | 950x2200 |
| | ALU: | 600x1700 | | 950x2200 |
| | WOOD: | 600x1700 | | |

Paneel03



Technische tekening

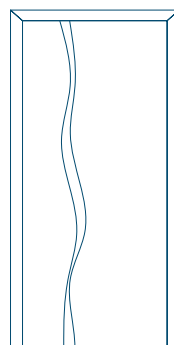


| | | | | |
|-------------------------|-------|----------|-----------------------------------|----------------|
| Minimale paneelafmeting | PVC: | 600x1700 | Maximale afmeting van paneel PVC: | 950x2200 |
| | ALU: | 600x1700 | | ALU: 950x2200 |
| | WOOD: | 600x1700 | | WOOD: 950x2200 |

Paneel04



Technische tekening

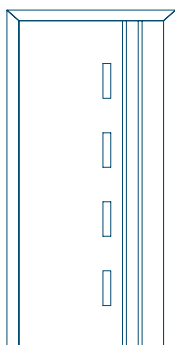


| | | | | |
|-------------------------|-------|----------|-----------------------------------|----------------|
| Minimale paneelafmeting | PVC: | 600x1700 | Maximale afmeting van paneel PVC: | 950x2200 |
| | ALU: | 600x1700 | | ALU: 950x2200 |
| | WOOD: | 600x1700 | | WOOD: 950x2200 |

Paneel05



Technische tekening




| | | | | |
|-------------------------|-------|----------|-----------------------------------|----------|
| Minimale paneelafmeting | PVC: | 600x1700 | Maximale afmeting van paneel PVC: | 950x2200 |
| | ALU: | 600x1700 | | 950x2200 |
| | WOOD: | 600x1700 | | |

Paneel06



Technische tekening




| | | | | |
|-------------------------|-------|----------|-----------------------------------|----------|
| Minimale paneelafmeting | PVC: | 600x1700 | Maximale afmeting van paneel PVC: | 950x2200 |
| | ALU: | 600x1700 | | 950x2200 |
| | WOOD: | 600x1700 | | |

Paneel07



Technische tekening




| | | | | |
|-------------------------|-------|----------|-----------------------------------|----------|
| Minimale paneelafmeting | PVC: | 600x1700 | Maximale afmeting van paneel PVC: | 950x2200 |
| | ALU: | 600x1700 | | 950x2200 |
| | WOOD: | 600x1700 | | |

Paneel08



Technische tekening




| | | | | |
|-------------------------|-------|----------|-----------------------------------|----------|
| Minimale paneelafmeting | PVC: | 600x1700 | Maximale afmeting van paneel PVC: | 950x2200 |
| | ALU: | 600x1700 | | 950x2200 |
| | WOOD: | 600x1700 | | |

Paneel09



Technische tekening

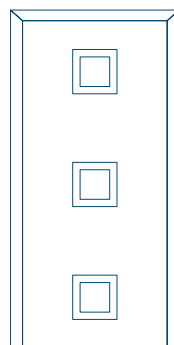


| | | | | |
|-------------------------|-------|----------|-----------------------------------|----------------|
| Minimale paneelafmeting | PVC: | 600x1700 | Maximale afmeting van paneel PVC: | 950x2200 |
| | ALU: | 600x1700 | | ALU: 950x2200 |
| | WOOD: | 600x1700 | | WOOD: 950x2200 |

Paneel10



Technische tekening

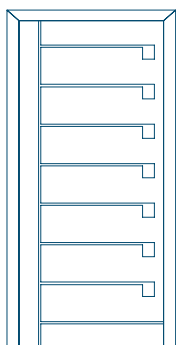


| | | | | |
|-------------------------|-------|----------|-----------------------------------|----------------|
| Minimale paneelafmeting | PVC: | 600x1700 | Maximale afmeting van paneel PVC: | 950x2200 |
| | ALU: | 600x1700 | | ALU: 950x2200 |
| | WOOD: | 600x1700 | | WOOD: 950x2200 |

Paneel11



Technische tekening

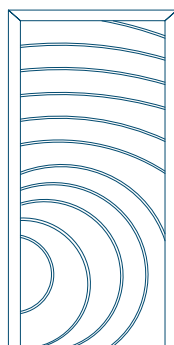


| | | | | |
|-------------------------|-------|----------|-----------------------------------|----------------|
| Minimale paneelafmeting | PVC: | 600x1700 | Maximale afmeting van paneel PVC: | 950x2200 |
| | ALU: | 600x1700 | | ALU: 950x2200 |
| | WOOD: | 600x1700 | | WOOD: 950x2200 |

Paneel12



Technische tekening

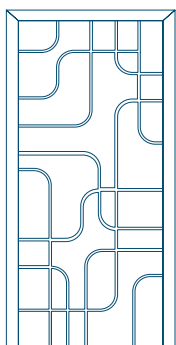


| | | | | |
|-------------------------|-------|----------|-----------------------------------|----------------|
| Minimale paneelafmeting | PVC: | 600x1700 | Maximale afmeting van paneel PVC: | 950x2200 |
| | ALU: | 600x1700 | | ALU: 950x2200 |
| | WOOD: | 600x1700 | | WOOD: 950x2200 |

Paneel13



Technische tekening

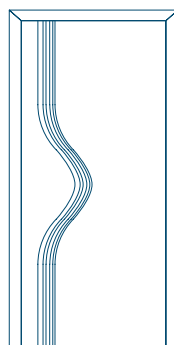


| | | | | |
|-------------------------|-------|----------|-----------------------------------|----------------|
| Minimale paneelafmeting | PVC: | 600x1700 | Maximale afmeting van paneel PVC: | 950x2200 |
| | ALU: | 600x1700 | | ALU: 950x2200 |
| | WOOD: | 600x1700 | | WOOD: 950x2200 |

Paneel14



Technische tekening

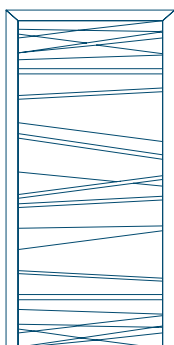


| | | | | |
|-------------------------|-------|----------|-----------------------------------|----------------|
| Minimale paneelafmeting | PVC: | 600x1700 | Maximale afmeting van paneel PVC: | 950x2200 |
| | ALU: | 600x1700 | | ALU: 950x2200 |
| | WOOD: | 600x1700 | | WOOD: 950x2200 |

Paneel15



Technische tekening



| | | |
|-------------------------|------|-----------------------------------|
| Minimale paneelafmeting | PVC: | Maximale afmeting van paneel PVC: |
| 600x1700 | | 950x2200 |
| ALU: | | ALU: |
| 600x1650 | | 950x2200 |
| WOOD: | | WOOD: |
| 600x1700 | | 950x2200 |



Paneelen met reliëf

ClassicLine is een combinatie van traditionele esthetiek en moderne materialen. De klant koopt dus een solide deur tegen een aantrekkelijke prijs. Het aantal kleurvarianten is indrukwekkend en de weerstand tegen invloeden van buitenaf garandeert jarenlang een hoog gebruikscomfort. Dankzij hun goede prestatiekenmerken zijn ze een interessant voorstel voor investeerders die lage onderhoudskosten van hun woning belangrijk vinden.



ClassicLine



Materialen die kunnen worden gebruikt om deuren te maken:

- Hout (WOOD) •
- PVC



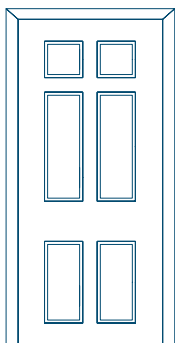
Beschikbare kleuropties:
• Antraciet

- Salamander
- Gealan
- RAL
- Teknos

Paneel01



Technische tekening

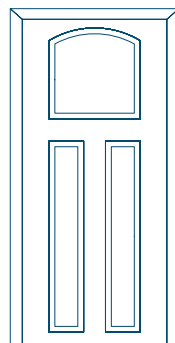


| | | | |
|------------------------------|----------|-----------------------------------|-----------|
| Minimale paneelafmeting PVC: | 500x1750 | Maximale afmeting van paneel PVC: | 1100x2300 |
|------------------------------|----------|-----------------------------------|-----------|

Paneel02



Technische tekening

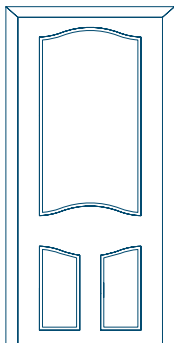


| | | | |
|------------------------------|----------|-----------------------------------|-----------|
| Minimale paneelafmeting PVC: | 500x1750 | Maximale afmeting van paneel PVC: | 1100x2300 |
|------------------------------|----------|-----------------------------------|-----------|

Paneel03



Technische tekening

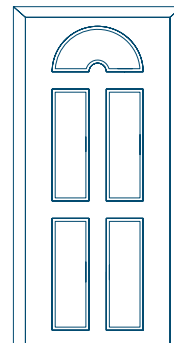


| | | | |
|------------------------------|----------|-----------------------------------|-----------|
| Minimale paneelafmeting PVC: | 500x1750 | Maximale afmeting van paneel PVC: | 1100x2300 |
|------------------------------|----------|-----------------------------------|-----------|

Paneel04



Technische tekening

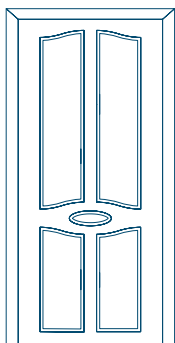


| | | | |
|------------------------------|----------|-----------------------------------|-----------|
| Minimale paneelafmeting PVC: | 500x1750 | Maximale afmeting van paneel PVC: | 1100x2300 |
|------------------------------|----------|-----------------------------------|-----------|

Paneel05



Technische tekening



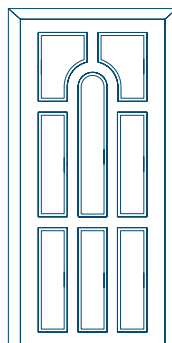
Minimale
paneelafmeting PVC:
500x1750

Maximale afmeting van
paneel PVC: 1100x2300

Paneel06



Technische tekening



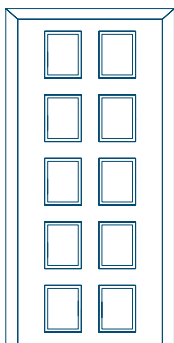
Minimale
paneelafmeting PVC:
500x1750

Maximale afmeting van
paneel PVC: 1100x2300

Paneel07



Technische tekening

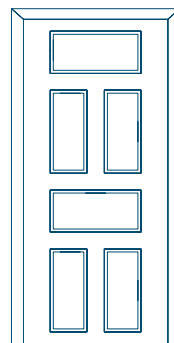


| | |
|------------------------------|---|
| Minimale paneelafmeting PVC: | Maximale afmeting van paneel PVC: 1100x2300 |
| 500x1750 | |

Paneel08



Technische tekening

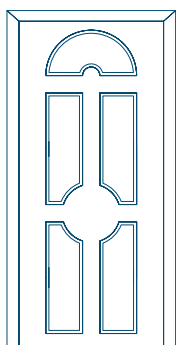


| | |
|------------------------------|---|
| Minimale paneelafmeting PVC: | Maximale afmeting van paneel PVC: 1100x2300 |
| 500x1750 | |

Paneel09



Technische tekening



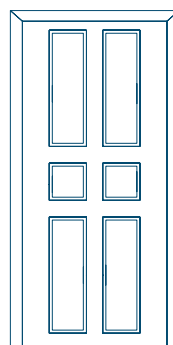
Minimale
paneelafmeting PVC:
500x1750

Maximale afmeting van
paneel PVC: 1100x2300

Paneel10



Technische tekening



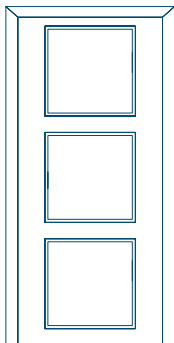
Minimale
paneelafmeting PVC:
500x1750

Maximale afmeting van
paneel PVC: 1100x2300

Paneel11



Technische tekening




| | | | |
|------------------------------|----------|-----------------------------------|-----------|
| Minimale paneelafmeting PVC: | 500x1750 | Maximale afmeting van paneel PVC: | 1100x2300 |
|------------------------------|----------|-----------------------------------|-----------|

Paneel12



Technische tekening

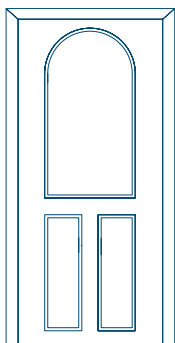


| | | | |
|------------------------------|----------|-----------------------------------|-----------|
| Minimale paneelafmeting PVC: | 500x1750 | Maximale afmeting van paneel PVC: | 1100x2300 |
|------------------------------|----------|-----------------------------------|-----------|

Paneel13



Technische tekening




Minimale
paneelafmeting PVC:
500x1750

Maximale afmeting van
paneel PVC: 1100x2300

Paneel14



Technische tekening




Minimale
paneelafmeting PVC:
500x1750

Maximale afmeting van
paneel PVC: 1100x2300

Paneel15



Technische tekening

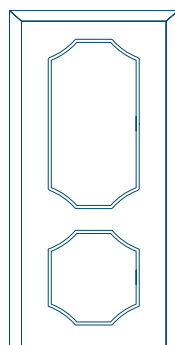


| | | | |
|------------------------------|----------|-----------------------------------|-----------|
| Minimale paneelafmeting PVC: | 500x1750 | Maximale afmeting van paneel PVC: | 1100x2300 |
|------------------------------|----------|-----------------------------------|-----------|

Paneel16



Technische tekening

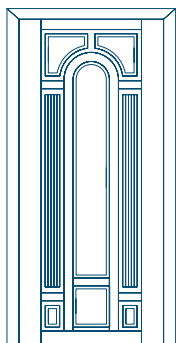


| | | | |
|------------------------------|----------|-----------------------------------|-----------|
| Minimale paneelafmeting PVC: | 500x1750 | Maximale afmeting van paneel PVC: | 1100x2300 |
|------------------------------|----------|-----------------------------------|-----------|

Paneel18



Technische tekening




Minimale
paneelafmeting PVC:
500x1750

Maximale afmeting van
paneel PVC: 1100x2300

Paneel19



Technische tekening




Minimale
paneelafmeting PVC:
500x1750

Maximale afmeting van
paneel PVC: 1100x2300

Paneel20



Technische tekening




| | | | |
|------------------------------|----------|-----------------------------------|-----------|
| Minimale paneelafmeting PVC: | 500x1750 | Maximale afmeting van paneel PVC: | 1100x2300 |
|------------------------------|----------|-----------------------------------|-----------|

Paneel21



Technische tekening



| | | | |
|------------------------------|----------|-----------------------------------|-----------|
| Minimale paneelafmeting PVC: | 500x1750 | Maximale afmeting van paneel PVC: | 1100x2300 |
|------------------------------|----------|-----------------------------------|-----------|

PVC model deuren

We maken modeldeuren op basis van de populairste raam- en deursystemen in ons assortiment. Zo garanderen we een perfecte esthetische samenhang van het schrijnwerk in het hele huis. Daarbij gebruiken we oplossingen met de beste prestatieparameters. In de Paneelen kunnen verschillende beglazingen worden gebruikt en hetzelfde kleurenschema als voor de ramen.





Profielen waaruit deuren kunnen worden gemaakt (Aluplast kleuren):

- Ideal 4000,
- Ideal 5000,
- Ideal 8000,
- EkoSun 70.



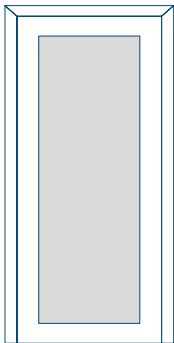
Profielen waaruit deuren kunnen worden gemaakt (Salamander-kleuren):

- BlüEvolution 92.

Modellen 02



Technische tekening

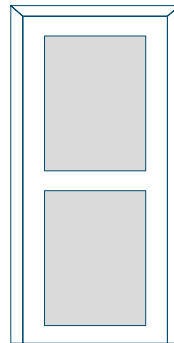


| | |
|------------------------------|--|
| Minimale paneelafmeting PVC: | Maximale afmeting van paneel PVC: 900x2150 |
| 600x1650 | |

Modellen 03



Technische tekening

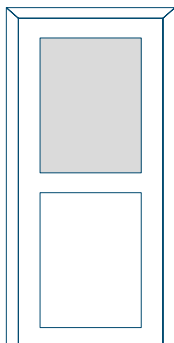


| | |
|------------------------------|--|
| Minimale paneelafmeting PVC: | Maximale afmeting van paneel PVC: 900x2150 |
| 600x1650 | |

Modellen 04



Technische tekening

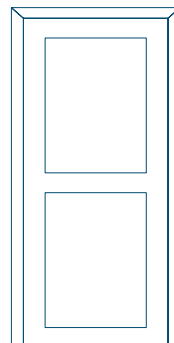


| | |
|------------------------------|--|
| Minimale paneelafmeting PVC: | Maximale afmeting van paneel PVC: 900x2150 |
| 600x1650 | |

Modellen 05



Technische tekening

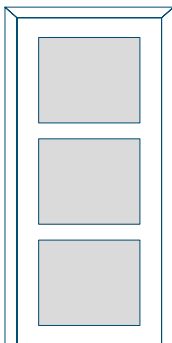


| | |
|------------------------------|--|
| Minimale paneelafmeting PVC: | Maximale afmeting van paneel PVC: 900x2150 |
| 600x1650 | |

Modellen 06



Technische tekening

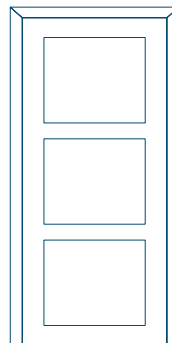


| | |
|------------------------------|--|
| Minimale paneelafmeting PVC: | Maximale afmeting van paneel PVC: 900x2150 |
| 600x1650 | |

Modellen 07



Technische tekening

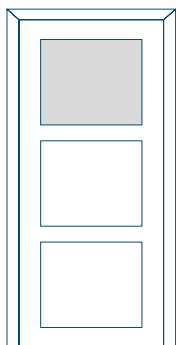


| | |
|------------------------------|--|
| Minimale paneelafmeting PVC: | Maximale afmeting van paneel PVC: 900x2150 |
| 600x1650 | |

Modellen 08



Technische tekening

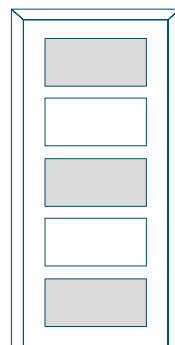


| | | | |
|------------------------------|----------|-----------------------------------|----------|
| Minimale paneelafmeting PVC: | 600x1650 | Maximale afmeting van paneel PVC: | 900x2150 |
|------------------------------|----------|-----------------------------------|----------|

Modellen 09



Technische tekening




| | | | |
|------------------------------|----------|-----------------------------------|----------|
| Minimale paneelafmeting PVC: | 600x1650 | Maximale afmeting van paneel PVC: | 900x2150 |
|------------------------------|----------|-----------------------------------|----------|

Modellen 10



Technische tekening

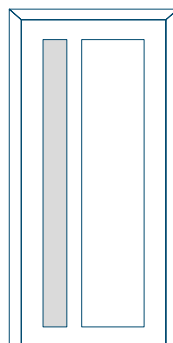


| | |
|------------------------------|--|
| Minimale paneelafmeting PVC: | Maximale afmeting van paneel PVC: 900x2150 |
| 600x1650 | |

Modellen 11



Technische tekening




| | |
|------------------------------|--|
| Minimale paneelafmeting PVC: | Maximale afmeting van paneel PVC: 900x2150 |
| 600x1650 | |

Modellen 12



Technische tekening

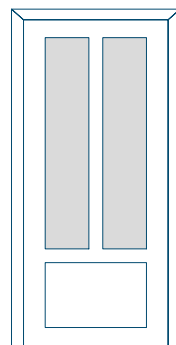


| | |
|------------------------------|--|
| Minimale paneelafmeting PVC: | Maximale afmeting van paneel PVC: 900x2150 |
| 600x1650 | |

Modellen 13



Technische tekening

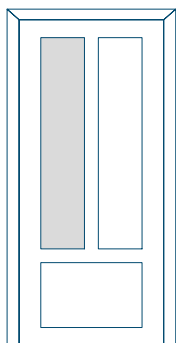


| | |
|------------------------------|--|
| Minimale paneelafmeting PVC: | Maximale afmeting van paneel PVC: 900x2150 |
| 600x1650 | |

Modellen 14



Technische tekening

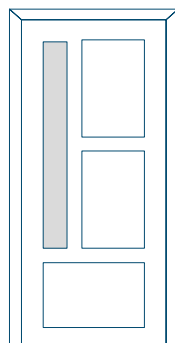


| | |
|------------------------------|--|
| Minimale paneelafmeting PVC: | Maximale afmeting van paneel PVC: 900x2150 |
| 600x1650 | |

Modellen 15



Technische tekening

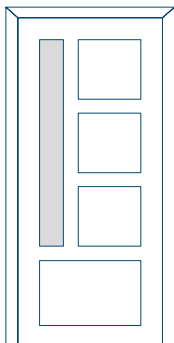


| | |
|------------------------------|--|
| Minimale paneelafmeting PVC: | Maximale afmeting van paneel PVC: 900x2150 |
| 600x1650 | |

Modellen 16



Technische tekening

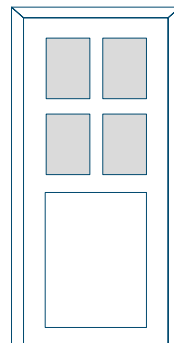


| | |
|------------------------------|--|
| Minimale paneelafmeting PVC: | Maximale afmeting van paneel PVC: 900x2150 |
| 600x1650 | |

Modellen 17



Technische tekening

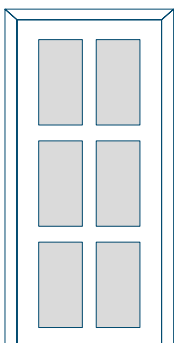


| | |
|------------------------------|--|
| Minimale paneelafmeting PVC: | Maximale afmeting van paneel PVC: 900x2150 |
| 600x1650 | |

Modellen 18



Technische tekening

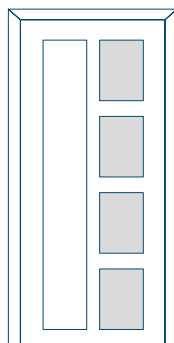


| | |
|------------------------------|--|
| Minimale paneelafmeting PVC: | Maximale afmeting van paneel PVC: 900x2150 |
| 600x1650 | |

Modellen 19



Technische tekening

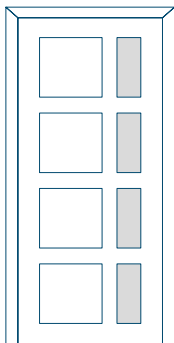


| | |
|------------------------------|--|
| Minimale paneelafmeting PVC: | Maximale afmeting van paneel PVC: 900x2150 |
| 600x1650 | |

Modellen 20



Technische tekening

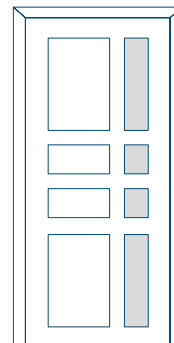


| | |
|------------------------------|--|
| Minimale paneelafmeting PVC: | Maximale afmeting van paneel PVC: 900x2150 |
| 600x1650 | |

Modellen 21



Technische tekening

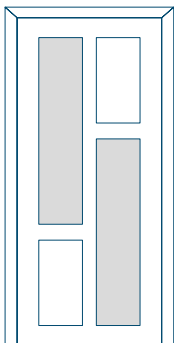


| | |
|------------------------------|--|
| Minimale paneelafmeting PVC: | Maximale afmeting van paneel PVC: 900x2150 |
| 600x1650 | |

Modellen 22



Technische tekening

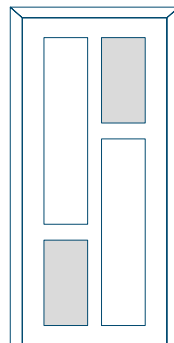


| | | | |
|------------------------------|----------|-----------------------------------|----------|
| Minimale paneelafmeting PVC: | 600x1650 | Maximale afmeting van paneel PVC: | 900x2150 |
|------------------------------|----------|-----------------------------------|----------|

Modellen 23



Technische tekening

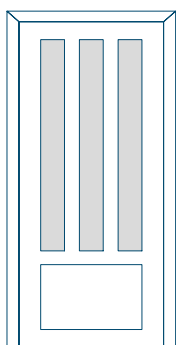


| | | | |
|------------------------------|----------|-----------------------------------|----------|
| Minimale paneelafmeting PVC: | 600x1650 | Maximale afmeting van paneel PVC: | 900x2150 |
|------------------------------|----------|-----------------------------------|----------|

Modellen 24



Technische tekening

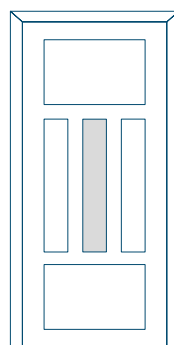


| | |
|------------------------------|--|
| Minimale paneelafmeting PVC: | Maximale afmeting van paneel PVC: 900x2150 |
| 600x1650 | |

Modellen 25



Technische tekening

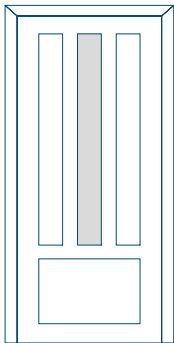


| | |
|------------------------------|--|
| Minimale paneelafmeting PVC: | Maximale afmeting van paneel PVC: 900x2150 |
| 600x1650 | |

Modellen 26



Technische tekening

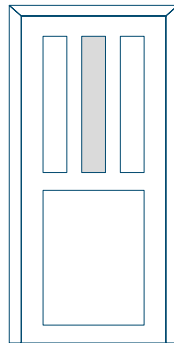


| | |
|------------------------------|--|
| Minimale paneelafmeting PVC: | Maximale afmeting van paneel PVC: 900x2150 |
| 600x1650 | |

Modellen 27



Technische tekening

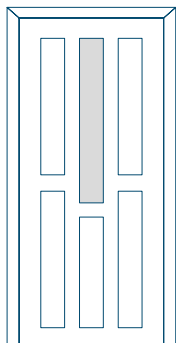


| | |
|------------------------------|--|
| Minimale paneelafmeting PVC: | Maximale afmeting van paneel PVC: 900x2150 |
| 600x1650 | |

Modellen 28



Technische tekening

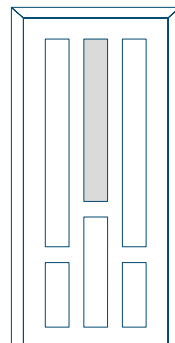


| | |
|------------------------------|--|
| Minimale paneelafmeting PVC: | Maximale afmeting van paneel PVC: 900x2150 |
| 600x1650 | |

Modellen 29



Technische tekening

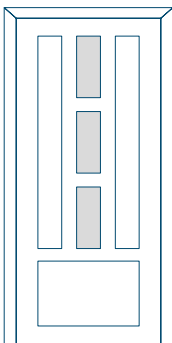


| | |
|------------------------------|--|
| Minimale paneelafmeting PVC: | Maximale afmeting van paneel PVC: 900x2150 |
| 600x1650 | |

Modellen 30



Technische tekening

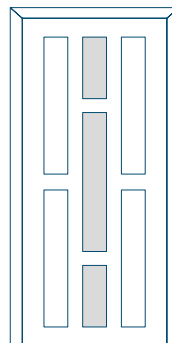


| | | | |
|------------------------------|----------|-----------------------------------|----------|
| Minimale paneelafmeting PVC: | 600x1650 | Maximale afmeting van paneel PVC: | 900x2150 |
|------------------------------|----------|-----------------------------------|----------|

Modellen 31



Technische tekening

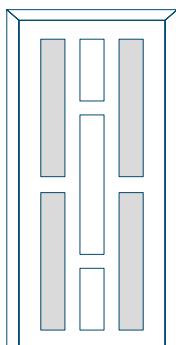


| | | | |
|------------------------------|----------|-----------------------------------|----------|
| Minimale paneelafmeting PVC: | 600x1650 | Maximale afmeting van paneel PVC: | 900x2150 |
|------------------------------|----------|-----------------------------------|----------|

Modellen 32



Technische tekening

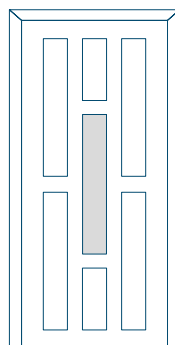


| | |
|------------------------------|--|
| Minimale paneelafmeting PVC: | Maximale afmeting van paneel PVC: 900x2150 |
| 600x1650 | |

Modellen 33



Technische tekening

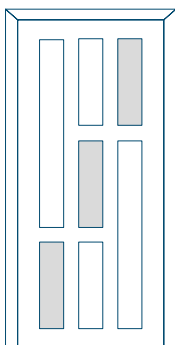


| | |
|------------------------------|--|
| Minimale paneelafmeting PVC: | Maximale afmeting van paneel PVC: 900x2150 |
| 600x1650 | |

Modellen 34



Technische tekening

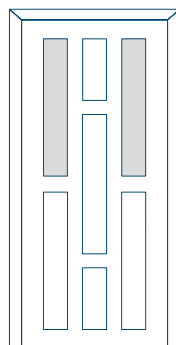


| | |
|------------------------------|--|
| Minimale paneelafmeting PVC: | Maximale afmeting van paneel PVC: 900x2150 |
| 600x1650 | |

Modellen 35



Technische tekening

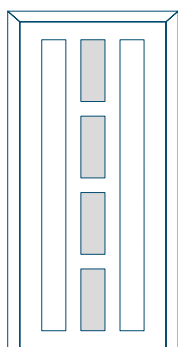


| | |
|------------------------------|--|
| Minimale paneelafmeting PVC: | Maximale afmeting van paneel PVC: 900x2150 |
| 600x1650 | |

Modellen 36



Technische tekening

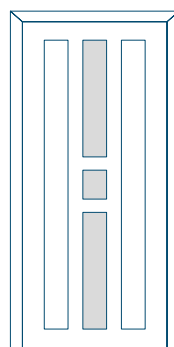


| | |
|------------------------------|--|
| Minimale paneelafmeting PVC: | Maximale afmeting van paneel PVC: 900x2150 |
| 600x1650 | |

Modellen 37



Technische tekening

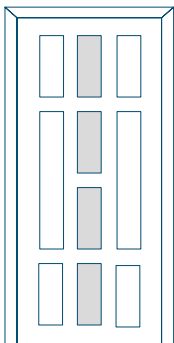


| | |
|------------------------------|--|
| Minimale paneelafmeting PVC: | Maximale afmeting van paneel PVC: 900x2150 |
| 600x1650 | |

Modellen 38



Technische tekening

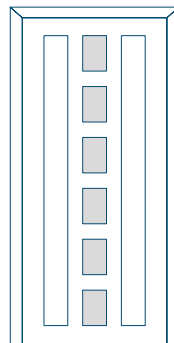


| | |
|------------------------------|--|
| Minimale paneelafmeting PVC: | Maximale afmeting van paneel PVC: 900x2150 |
| 600x1650 | |

Modellen 39



Technische tekening




| | |
|------------------------------|--|
| Minimale paneelafmeting PVC: | Maximale afmeting van paneel PVC: 900x2150 |
| 600x1650 | |

Modellen 40



Technische tekening



Minimale
paneelafmeting PVC:
600x1650

Maximale afmeting van
paneel PVC: 900x2150



MasterLine 8 Pivot aluminium deur

De waarde van een ruimte wordt bepaald door hoe ze wordt gebruikt. Aluminium deuren met taatsscharnieren kunnen naar binnen en naar buiten openen dankzij de offset taatsas. Deze veelzijdige constructies kunnen van de vloer tot het plafond. Ze zijn bijzonder geschikt voor moderne ruimtes waar ergonomie van het grootste belang is. Ze accentueren perfect avant-gardistische kantoren en benadrukken het slimme karakter van flats.



*Standaard verschuiving van 301 mm, maximale verschuiving van 600 mm (afhankelijk van de vleugelbreedte)

** DP4, DP5, DP10, DP11, DP16, DP22, DP23, DP25, DP35 - vraag onze verkoopafdeling naar de mogelijkheden.



Materialen die kunnen worden gebruikt om deuren te maken:

- Aluminium (ALU)

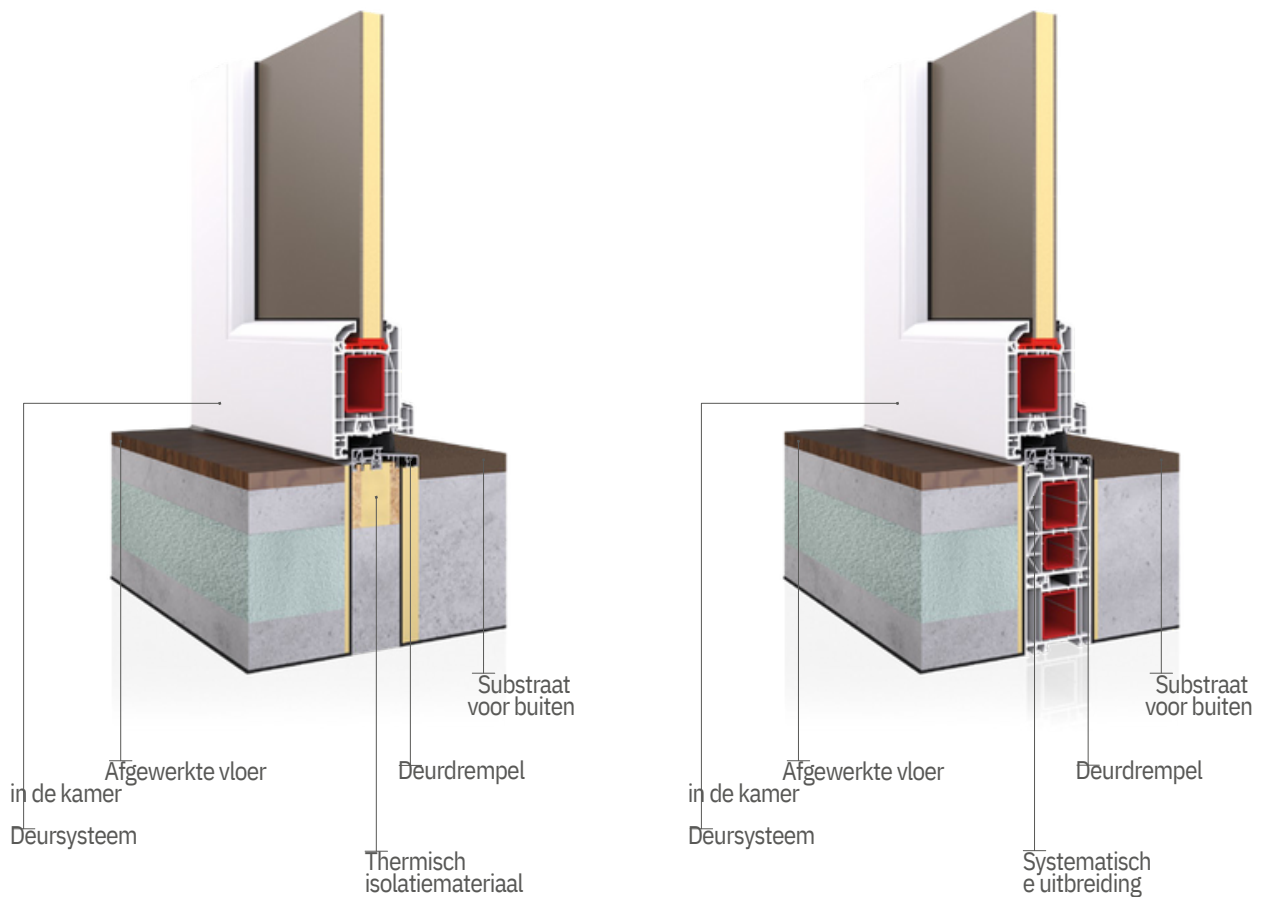


Beschikbare kleuropties:

- RAL
- Decor houtachtig

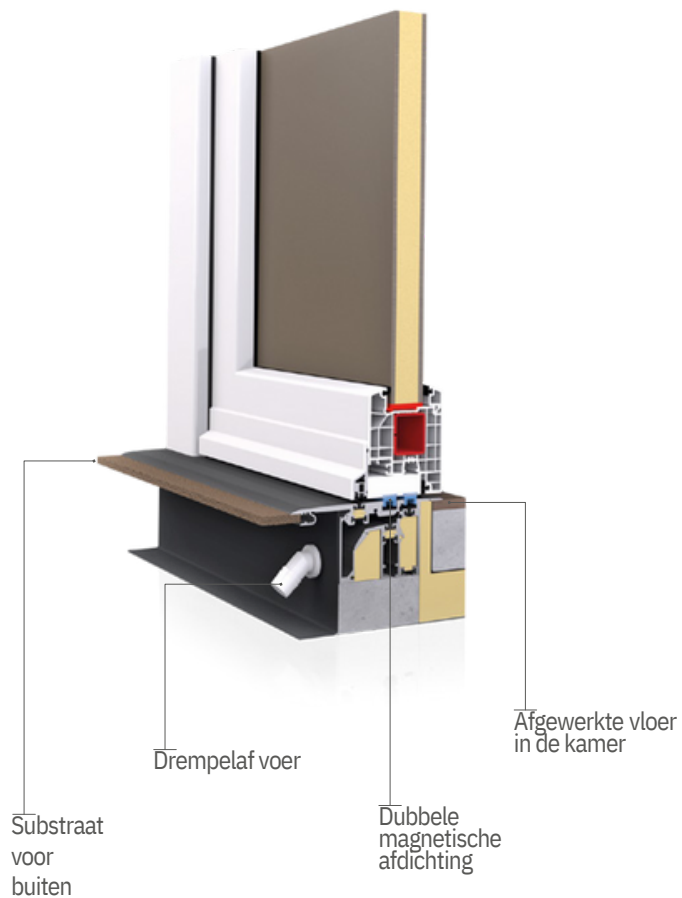
Warme drempels/dorpels

We bieden de installatie van een warme drempel aan in twee varianten. De klant kan kiezen uit installatie met isolatiemateriaal of op een PVC systeemverlenging. In beide gevallen krijgt de gebruiker een goede thermische isolatie onder de vloer. Deze oplossing voorkomt de vorming van koudebruggen, zodat er geen koude lucht de kamer binnenkomt.



Drempelvrije toegangsdeur

Ze onderscheiden zich door een dubbele magnetische afdichting in de vlakke drempel en een uitlijning met het vloerniveau tot 30 mm. Dankzij deze eigenschappen is er bijna geen barrière meer tussen het huis en het terras. Kinderen, ouderen en mensen met een handicap genieten van het comfort om zich ongehinderd door het huis te kunnen bewegen. Dankzij de harmonie van de woonkamer met de natuur, de omgeving, kunt u genieten van de betoverende charme van warme dagen.



Deur accessoires

Accessoires voor de aangeboden deuren omvatten niet alleen een breed assortiment handgrepen en hendels in verschillende vormen en kleuren. Daarnaast zijn er ook extra technologische oplossingen voor scharnieren of espagnoletten, evenals brievenbussen of een kijkgat of toegangscontrole. De catalogus presenteert basis deuraccessoires; het volledige assortiment is verkrijgbaar bij de verkoopafdeling.



DEURSCHARNIEREN



Standaard scharnieren (JOCKER Dr. Hahn, Wala WX en SFS Easy 3D)



Rolscharnieren (SFS Wala WR)



Verborgen scharnieren (KFV AXXENT)

DEUR ESPAGNOLETTEN



Beschikbare espagnoletten: 3 punts, 5 punts, 4 rollen, haak, automatisch

MOTOR VOOR ESPAGNOLET



G-U Beveiliging Automatische motor beschikbaar

DEURDRANGERS



Beschikbare modellen: GEZE, Met of zonder G-U slot, Geze Boxer, Dorma93b, Geze5000

TOEGANGSCONTROLEAPPARATEN



Er zijn apparaten verkrijgbaar met een numeriek toetsenbord, met een RFID-kaart en met het scannen van vingerafdrukken.

DEURKIJKER



Zoeker met een diameter van 14 mm, in gesatineerd chroom. Beschikbaar voor vulling van 15 tot 85 mm.

BRIEVENBUSSEN



Beschikbare modellen: MILA ProStyle, MILA, GAVA



HANDGREEP **VICTORY**



HANDGREEP **NEW YORK**



HANDGREEP **GREENTEQ**



HANDGREEP **PLUTON**



HANDGREEP **JOWISZ**



KNOP **FKS 1080**



HANDGREEP **PLUTON**



HANDGREEP **DG59**



HANDGREEP **35A/1200**



HANDGREEP **M1**



HANDGREEP **M2**



HANDGREEP **P GREENTEQ**



HANDGREEP
P45



HANDGREEP
P45B



HANDGREEP
P10



HANDGREEP
P8



HANDGREEP
P5



HANDGREEP
P1



SERIE
DP30



SERIE
DP40



SERIE
DP50



SERIE
DP60



SERIE
DP70



SERIE
DP80



VERZONKEN HANDGREEP KA1A

ZWART



INOX



LED*
WIT WARM



LED*
WIT NEUTRAAL



LED*
KOUDE WIT



LED*
BLAUW



*Alleen verkrijgbaar voor Despiro en MasterLine 8 Despiro deuren.

Beschikbare kleuren

Buitendeuren worden steeds meer een decoratief element van zowel het hele gebouw als het interieur.

- Aluminium producten kunnen worden gepoedercoat of gefineerd, en er ook patronen op maken.
- De stalen producten zijn gelakt in RAL-kleuren, Ze zien er ook geweldig uit in de natuurlijke editie.
- Houten deuren kunnen worden gelakt. Enorme decoratieve mogelijkheden worden ook geboden door de keuze uit vele houtsoorten.
- De basis voor het decoreren van PVC is de keuze van kleur en structuur van het finier. We hebben een breed kleurengamma van gladde finieren, houtachtige finieren en profielen met een satijnachtig oppervlak in acrylcolor-technologie.






Aluplast kleurenpalet




AP 01



AP 02



AP 05




AP 06




AP 11



AP 15



AP 19



AP 20



AP 21




AP 22




AP 23



AP 25



AP 27



AP 28



AP 29




AP 30



AP 32



AP 34



AP 40



AP 41



AP 43




AP 44




AP 47



AP 50



AP 52



AP 60



AP 61



AP 62



AP 63




AP 65




AP 70




AP 71



AP 72




AP 75




AP 79




AP 88




AP 94




AP 95



AP 102




AP 103




AP 104




AP 105




AP 106




AP 107




AP 108



AP 109



AP 110




AP 111




AP 112



AP 113



AP 115




AP 116



RAL kleurenpalet

ALUMINIUM | STAAL | HOUT



RAL 1013



RAL 1037



RAL 2002



RAL 2013




RAL 3001



RAL 3004



RAL 6005



RAL 7005



RAL 7008



RAL 7016



RAL 7047



RAL 8000




RAL 8015



RAL 8019



RAL 8022




RAL 9003



RAL 9005




RAL 9016




DB 703

Voorbeeldkleuren. Selectie uit het volledige RAL-palet.


DECOR aluminium kleuren




ADEC D101




ADEC O102



ADEC M103



ADEC M204



ADEC O205

Ook verkrijgbaar in andere houtimitatieversies.



REBU
KOZIJNEN
Maken het verschil.



De publicatie is geen commercieel aanbod. Het vormt geen grond voor een klacht.
De getoonde afbeeldingen zijn illustratieve afbeeldingen en geen daadwerkelijke productafbeeldingen.